

# WIREMOLD



# ECLIPSE™

## PN03, PN05, PN10 Series

## Small Nonmetallic Raceway Systems


### For Communications and Power Applications

The PN03, PN05, and PN10 Series is a family of single compartment raceways for communication or power applications. Ideal for use in classrooms, offices, and hotel applications, or anywhere a small, low profile raceway is needed. Eclipse PN03, PN05, and PN10 Raceways are specifically designed for the workstation. They accept Ortronics® Series II and TracJack® modules, Pass & Seymour Activate Series inserts, and Wiremold Open System communication modules.



Eclipse PN05A08 shown in a horizontal installation.

### Features & Benefits

- **Designed for use with Ortronics TracJack and Series II modules.** A wide variety of media interface inserts to ensure a reliable, cost-effective activation for the most demanding communication system designs.
- **PSB3 Device Box accommodates wireless.** Designed for use with Ortronics® Wi-Jack™ Wireless Access Points.
- **Accommodates communication or power wiring.** Can be used for communications, computer lines, surveillance systems, fire alarms, outlets, and more.
- **Raceway available in three sizes.** PN03, PN05, and PN10 sizes provide flexibility for meeting various capacity requirements. Perfect for most small drops and horizontal runs to work stations. PN05 and PN10 are available in both latching and two-piece configurations.
- **Durable, flexible co-extruded hinge construction (on latching profiles).** Allows for repeated openings and closings while maintaining product integrity and aesthetics.
- **Snap-on latching cover.** Provides security with access to wiring for changes or additions.
- **Adhesive backing for low-voltage (under 50V) applications.** Allows base to be pressed onto surface, speeds installation.
- **Lightweight and easy to handle.** Saves time and labor costs. Standard 8' [2.44m] lengths can be easily installed by one person.
- **Built-in wire retainers.** Lay in wires easily without using wire clips. Makes installations quicker and saves both time and labor. Available on PN05A08, PN05A10, PN10A08 and PN10A10 Series.
- **Easy to align.** All base and fittings have unique alignment guides built in to help avoid unsightly gaps and uneven installations. All fitting covers have 1/4" [6.4mm] overlap to hide uneven cuts of raceway.
- **Ceiling fitting slips over suspended ceiling grid.** Saves time and labor by eliminating need to cut metal ceiling grid.
- **1" [25mm] fiber fittings.** Full capacity, aesthetically pleasing fittings provide 1" [25mm] bend radius.
- **Datacom connectivity options.** Accepts industry standard and proprietary devices from a wide range of manufacturers to provide a seamless and aesthetically pleasing communications interface at the point of use.
- **Ratings:** 600VAC, FT-4 Rated for Canada
- **Listed:** c  us

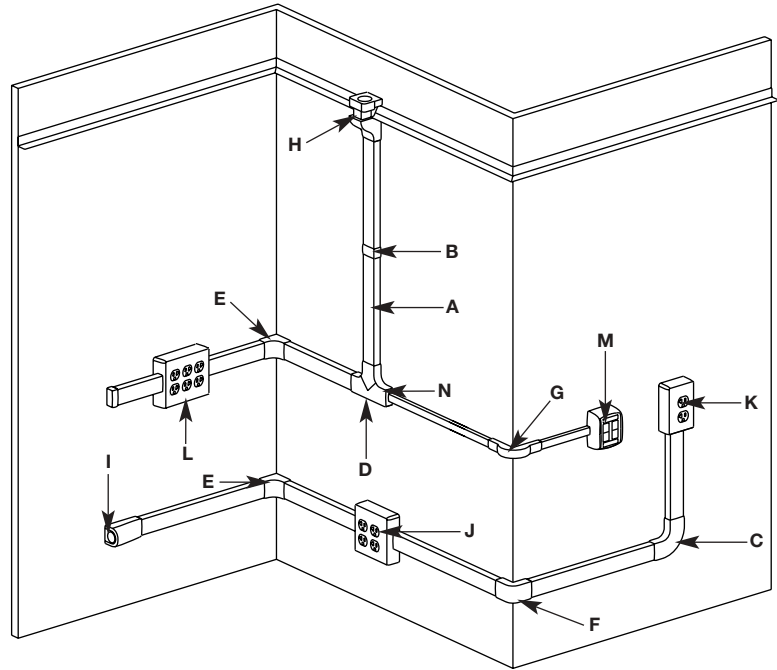


Eclipse PN05L08 shown in typical vertical installations.



## PN03, PN05, and PN10 System Layout

- A – PN03L08, PN03L10, PN05A08, PN05A10, PN05L08, PN05L10, PN10A08, PN10A10, PN10L08, PN10L10
- B – PN03F06, PN05F06, PN10F06
- C – PN03F11, PN05F11, PN10F11
- D – PN03F15, PN05F15, PN10F15
- E – PN03F17, PN05F17, PN10F17
- F – PN03F18, PN05F18, PN10F18
- G – PN03F19, PN05F19, PN10F19
- H – PN05F86, PN10F86
- I – PN10F21
- J – PSB2
- K – PSB1
- L – PSB3
- M – PDB1CM, PDB1S2, PDB2TJ, PDB2CM, PDB2S2, PDB4TJ, PBB2S2, PBB4TJ
- N – PN153R



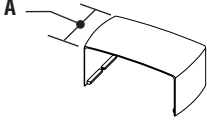
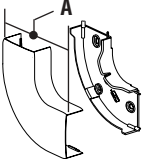
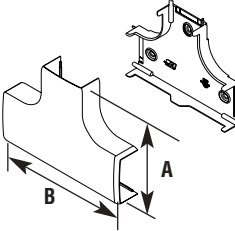
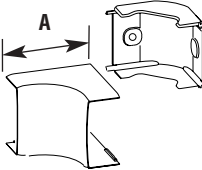
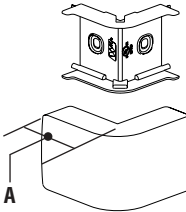
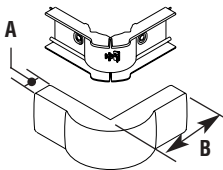
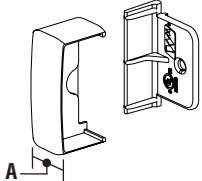
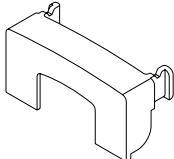
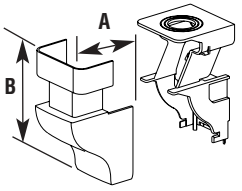
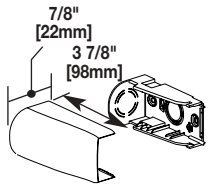
## Raceway Profiles

Catalog No./Item	Description/Specifications																						
<b>PN03L08*</b> <b>PN03L10**</b> <b>PN05L08*</b> <b>PN05L10**</b> <b>PN10L08*</b> <b>PN10L10**</b>	<b>One-Piece Raceway –</b> Co-extruded hinged, one-piece raceway.																						
	<table border="1" style="width: 100%; border-collapse: collapse;"> <thead> <tr> <th>Cat No.</th> <th>A</th> <th>B</th> </tr> </thead> <tbody> <tr> <td>PN03L08</td> <td>1/2" [12.7mm]</td> <td>13/16" [20.6mm]</td> </tr> <tr> <td>PN03L10</td> <td>1/2" [12.7mm]</td> <td>13/16" [20.6mm]</td> </tr> <tr> <td>PN05L08</td> <td>5/8" [15.9mm]</td> <td>1 1/8" [29mm]</td> </tr> <tr> <td>PN05L10</td> <td>5/8" [15.9mm]</td> <td>1 1/8" [29mm]</td> </tr> <tr> <td>PN10L08</td> <td>13/16" [20.6mm]</td> <td>1 11/16" [43mm]</td> </tr> <tr> <td>PN10L10</td> <td>13/16" [20.6mm]</td> <td>1 11/16" [43mm]</td> </tr> </tbody> </table>	Cat No.	A	B	PN03L08	1/2" [12.7mm]	13/16" [20.6mm]	PN03L10	1/2" [12.7mm]	13/16" [20.6mm]	PN05L08	5/8" [15.9mm]	1 1/8" [29mm]	PN05L10	5/8" [15.9mm]	1 1/8" [29mm]	PN10L08	13/16" [20.6mm]	1 11/16" [43mm]	PN10L10	13/16" [20.6mm]	1 11/16" [43mm]	
Cat No.	A	B																					
PN03L08	1/2" [12.7mm]	13/16" [20.6mm]																					
PN03L10	1/2" [12.7mm]	13/16" [20.6mm]																					
PN05L08	5/8" [15.9mm]	1 1/8" [29mm]																					
PN05L10	5/8" [15.9mm]	1 1/8" [29mm]																					
PN10L08	13/16" [20.6mm]	1 11/16" [43mm]																					
PN10L10	13/16" [20.6mm]	1 11/16" [43mm]																					

Catalog No./Item	Description/Specifications																
<b>PN05A08*</b> <b>PN05A10**</b> <b>PN10A08*</b> <b>PN10A10**</b>	<b>Raceway Base &amp; Cover –</b> Two-piece raceway base and cover.																
	<table border="1" style="width: 100%; border-collapse: collapse;"> <thead> <tr> <th>Cat No.</th> <th>A</th> <th>B</th> </tr> </thead> <tbody> <tr> <td>PN05A08</td> <td>5/8" [15.9mm]</td> <td>1 1/8" [29mm]</td> </tr> <tr> <td>PN05A10</td> <td>5/8" [15.9mm]</td> <td>1 1/8" [29mm]</td> </tr> <tr> <td>PN10A08</td> <td>13/16" [20.6mm]</td> <td>1 11/16" [43mm]</td> </tr> <tr> <td>PN10A10</td> <td>13/16" [20.6mm]</td> <td>1 11/16" [43mm]</td> </tr> </tbody> </table>	Cat No.	A	B	PN05A08	5/8" [15.9mm]	1 1/8" [29mm]	PN05A10	5/8" [15.9mm]	1 1/8" [29mm]	PN10A08	13/16" [20.6mm]	1 11/16" [43mm]	PN10A10	13/16" [20.6mm]	1 11/16" [43mm]	
Cat No.	A	B															
PN05A08	5/8" [15.9mm]	1 1/8" [29mm]															
PN05A10	5/8" [15.9mm]	1 1/8" [29mm]															
PN10A08	13/16" [20.6mm]	1 11/16" [43mm]															
PN10A10	13/16" [20.6mm]	1 11/16" [43mm]															

\* Add "-WH" suffix for White finish, "-FW" for Fog White finish or "-V" for Ivory finish.  
 \*\* 10' [3.05m] lengths available in Fog White finish only.

## PN03, PN05, and PN10 Surface Nonmetallic Raceway Fittings

Catalog No./Item	Description/Specifications												
<b>PN03F06</b> <b>PN05F06</b> <b>PN10F06</b>	<b>Cover Clip</b> – For covering joint of two pieces of PN03, PN05, or PN10 Series Raceway. <div style="display: flex; align-items: center; margin-top: 10px;">  <table border="1" style="border-collapse: collapse;"> <thead> <tr> <th style="width: 15%;">Cat No.</th> <th style="width: 15%;">A</th> </tr> </thead> <tbody> <tr> <td>PN03F06</td> <td>1" [25mm]</td> </tr> <tr> <td>PN05F06</td> <td>1" [25mm]</td> </tr> <tr> <td>PN10F06</td> <td>1" [25mm]</td> </tr> </tbody> </table> </div>	Cat No.	A	PN03F06	1" [25mm]	PN05F06	1" [25mm]	PN10F06	1" [25mm]				
Cat No.	A												
PN03F06	1" [25mm]												
PN05F06	1" [25mm]												
PN10F06	1" [25mm]												
<b>PN03F11</b> <b>PN05F11</b> <b>PN10F11</b>	<b>90° Flat Elbow</b> – For right angle turns on same surface. 1" [25mm] bend radius. <div style="display: flex; align-items: center; margin-top: 10px;">  <table border="1" style="border-collapse: collapse;"> <thead> <tr> <th style="width: 15%;">Cat No.</th> <th style="width: 15%;">A</th> </tr> </thead> <tbody> <tr> <td>PN03F11</td> <td>2 11/16" [68mm]</td> </tr> <tr> <td>PN05F11</td> <td>2 15/16" [75mm]</td> </tr> <tr> <td>PN10F11</td> <td>3 11/16" [94mm]</td> </tr> </tbody> </table> </div>	Cat No.	A	PN03F11	2 11/16" [68mm]	PN05F11	2 15/16" [75mm]	PN10F11	3 11/16" [94mm]				
Cat No.	A												
PN03F11	2 11/16" [68mm]												
PN05F11	2 15/16" [75mm]												
PN10F11	3 11/16" [94mm]												
<b>PN03F15</b> <b>PN05F15</b> <b>PN10F15</b>	<b>Tee</b> – For branches at right angles on the same surface. 1" [25mm] bend radius. <div style="display: flex; align-items: center; margin-top: 10px;">  <table border="1" style="border-collapse: collapse;"> <thead> <tr> <th style="width: 15%;">Cat No.</th> <th style="width: 15%;">A</th> <th style="width: 15%;">B</th> </tr> </thead> <tbody> <tr> <td>PN03F15</td> <td>2 11/16" [68mm]</td> <td>4 5/16" [110mm]</td> </tr> <tr> <td>PN05F15</td> <td>2 15/16" [75mm]</td> <td>4 3/4" [121mm]</td> </tr> <tr> <td>PN10F15</td> <td>3 11/16" [94mm]</td> <td>5 5/16" [135mm]</td> </tr> </tbody> </table> </div>	Cat No.	A	B	PN03F15	2 11/16" [68mm]	4 5/16" [110mm]	PN05F15	2 15/16" [75mm]	4 3/4" [121mm]	PN10F15	3 11/16" [94mm]	5 5/16" [135mm]
Cat No.	A	B											
PN03F15	2 11/16" [68mm]	4 5/16" [110mm]											
PN05F15	2 15/16" [75mm]	4 3/4" [121mm]											
PN10F15	3 11/16" [94mm]	5 5/16" [135mm]											
<b>PN03F17</b> <b>PN05F17</b> <b>PN10F17</b>	<b>Internal Elbow</b> – For right angle turns around internal corners. 1" [25mm] bend radius. <div style="display: flex; align-items: center; margin-top: 10px;">  <table border="1" style="border-collapse: collapse;"> <thead> <tr> <th style="width: 15%;">Cat No.</th> <th style="width: 15%;">A</th> </tr> </thead> <tbody> <tr> <td>PN03F17</td> <td>2 1/8" [54mm]</td> </tr> <tr> <td>PN05F17</td> <td>2 1/8" [54mm]</td> </tr> <tr> <td>PN10F17</td> <td>2 1/8" [54mm]</td> </tr> </tbody> </table> </div>	Cat No.	A	PN03F17	2 1/8" [54mm]	PN05F17	2 1/8" [54mm]	PN10F17	2 1/8" [54mm]				
Cat No.	A												
PN03F17	2 1/8" [54mm]												
PN05F17	2 1/8" [54mm]												
PN10F17	2 1/8" [54mm]												
<b>PN03F18</b> <b>PN05F18</b> <b>PN10F18</b>	<b>External Elbow</b> – For right angle turns around external corners. <div style="display: flex; align-items: center; margin-top: 10px;">  <table border="1" style="border-collapse: collapse;"> <thead> <tr> <th style="width: 15%;">Cat No.</th> <th style="width: 15%;">A</th> </tr> </thead> <tbody> <tr> <td>PN03F18</td> <td>1 5/8" [41mm]</td> </tr> <tr> <td>PN05F18</td> <td>1 5/8" [41mm]</td> </tr> <tr> <td>PN10F18</td> <td>1 5/8" [41mm]</td> </tr> </tbody> </table> </div>	Cat No.	A	PN03F18	1 5/8" [41mm]	PN05F18	1 5/8" [41mm]	PN10F18	1 5/8" [41mm]				
Cat No.	A												
PN03F18	1 5/8" [41mm]												
PN05F18	1 5/8" [41mm]												
PN10F18	1 5/8" [41mm]												
<b>PN03F19</b> <b>PN05F19</b> <b>PN10F19</b>	<b>90° External Elbow</b> – For right angle turns around external corners. 1" [25mm] bend radius. <div style="display: flex; align-items: center; margin-top: 10px;">  <table border="1" style="border-collapse: collapse;"> <thead> <tr> <th style="width: 15%;">Cat No.</th> <th style="width: 15%;">A</th> <th style="width: 15%;">B</th> </tr> </thead> <tbody> <tr> <td>PN03F19</td> <td>15/16" [23.8mm]</td> <td>3 1/8" [79mm]</td> </tr> <tr> <td>PN05F19</td> <td>1 3/16" [30mm]</td> <td>3 1/8" [79mm]</td> </tr> <tr> <td>PN10F19</td> <td>1 3/16" [30mm]</td> <td>3 3/8" [116mm]</td> </tr> </tbody> </table> </div>	Cat No.	A	B	PN03F19	15/16" [23.8mm]	3 1/8" [79mm]	PN05F19	1 3/16" [30mm]	3 1/8" [79mm]	PN10F19	1 3/16" [30mm]	3 3/8" [116mm]
Cat No.	A	B											
PN03F19	15/16" [23.8mm]	3 1/8" [79mm]											
PN05F19	1 3/16" [30mm]	3 1/8" [79mm]											
PN10F19	1 3/16" [30mm]	3 3/8" [116mm]											
<b>PN03F20</b> <b>PN05F20</b> <b>PN10F20</b>	<b>Blank End Fitting</b> – For closing open end of raceway. <div style="display: flex; align-items: center; margin-top: 10px;">  <table border="1" style="border-collapse: collapse;"> <thead> <tr> <th style="width: 15%;">Cat No.</th> <th style="width: 15%;">A</th> </tr> </thead> <tbody> <tr> <td>PN03F20</td> <td>11/16" [17.5mm]</td> </tr> <tr> <td>PN05F20</td> <td>11/16" [17.5mm]</td> </tr> <tr> <td>PN10F20</td> <td>11/16" [17.5mm]</td> </tr> </tbody> </table> </div>	Cat No.	A	PN03F20	11/16" [17.5mm]	PN05F20	11/16" [17.5mm]	PN10F20	11/16" [17.5mm]				
Cat No.	A												
PN03F20	11/16" [17.5mm]												
PN05F20	11/16" [17.5mm]												
PN10F20	11/16" [17.5mm]												
<b>PN153R</b>	<b>Reducer Adapter</b> – For adapting PN03 or PN05 Raceway to a PN10 trunking through the PN10F15 Tee Fitting. <div style="display: flex; align-items: center; margin-top: 10px;">  </div>												
<b>PN05F86</b> <b>PN10F86</b>	<b>Drop Ceiling Connector</b> – For dropping cables from ceiling into the raceway. Includes Reducer Adapter for use with PN03 Series Raceway. <div style="display: flex; align-items: center; margin-top: 10px;">  <table border="1" style="border-collapse: collapse;"> <thead> <tr> <th style="width: 15%;">Cat No.</th> <th style="width: 15%;">A</th> <th style="width: 15%;">B</th> </tr> </thead> <tbody> <tr> <td>PN05F86</td> <td>1 5/16" [33mm]</td> <td>4 3/8" [111mm]</td> </tr> <tr> <td>PN10F86</td> <td>2 1/2" [64mm]</td> <td>4 3/8" [111mm]</td> </tr> </tbody> </table> </div>	Cat No.	A	B	PN05F86	1 5/16" [33mm]	4 3/8" [111mm]	PN10F86	2 1/2" [64mm]	4 3/8" [111mm]			
Cat No.	A	B											
PN05F86	1 5/16" [33mm]	4 3/8" [111mm]											
PN10F86	2 1/2" [64mm]	4 3/8" [111mm]											
<b>PN10F21</b>	<b>Entrance End fitting</b> – For feeding raceway with 1/2" and 3/4" trade size conduit or armored cable. Includes Reducer Adapter for use with PN03 & PN05 Series Raceway. <div style="display: flex; align-items: center; margin-top: 10px;">  </div>												

**NOTE:** Add "-WH" suffix for White finish, "-FW" for Fog White finish or "-V" for Ivory finish.

## Raceway Wire Fill Capacities for Communications

	CABLE/WIRE SIZE	O.D.		PN03L		PN05A/PN05L		PN10A/PN10L	
		Inches	[mm]	20%*	40%**	20%*	40%**	20%*	40%**
UNSHIELDED TWISTED PAIR	4-pair, 24 AWG Cat 3 UTP	0.190	[4.8]	1	3	3	6	6	13
	4-pair, 24 AWG Cat. 5e UTP	0.210	[5.3]	1	2	2	5	5	11
	4-pair, 24 AWG Cat. 6 UTP	0.250	[6.3]	0	1	1	3	4	8
TELEPHONE	2-pair, 24 AWG	0.140	[3.6]	2	5	5	11	12	25
	3-pair, 24 AWG	0.150	[3.8]	2	4	4	9	11	22
	4-pair, 24 AWG	0.190	[4.8]	1	3	3	6	6	13
	25-pair, 24 AWG	0.410	[10.4]	0	0	0	1	1	3
COAXIAL	RG58/U	0.195	[5.0]	1	2	2	5	6	13
	RG59/U	0.242	[6.1]	0	1	1	3	4	8
	RG62/U	0.242	[6.1]	0	1	1	3	4	8
	RG6/U	0.270	[6.9]	0	1	1	3	3	6
TWINAXIAL	100 Ohm	0.330	[8.4]	0	1	1	2	2	4
SHIELDED TWISTED PAIR	TYPE 1	0.390	[9.9]	0	0	0	1	1	3
	TYPE 2	0.465	[11.8]	0	0	0	1	1	2
	TYPE 3	0.245	[6.2]	0	1	1	3	4	8
FIBER	Mini Zip Cord	0.079 x 0.157	[2 x 4]	3	7	7	14	15	31
	Zip Cord	0.118 x 0.236	[3 x 6]	1	3	3	6	7	14
	Round 4 Strand Fiber	0.187	[4.8]	1	3	3	6	7	14
	Round 6 Strand Fiber	0.256	[6.5]	0	1	1	3	3	7

\* 20% cable fill is calculated to approximate reduction in cable capacity due to connectors mounted within raceway and fittings that may restrict cross sectional area.

\*\* 40% cable fill is the maximum designed cable fill based on a proposed revision to TIA/EIA 569-A.

## Raceway Wire Fill Capacities for Power

WIRE SIZE THHN/THWN	O.D.		NUMBER OF CONDUCTORS		
	Inches	[mm]	PN03	PN05	PN10
14 AWG	0.111	[2.8]	8	16	22
12 AWG	0.130	[3.3]	7	14	20
10 AWG	0.164	[4.2]	0	0	19