

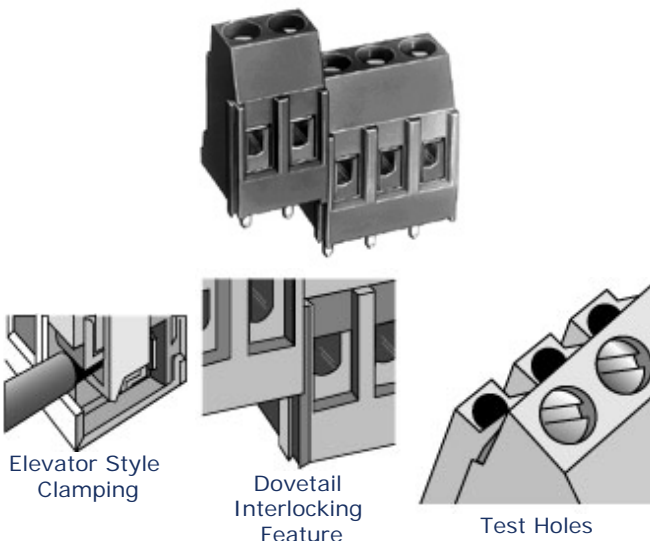
Screw Connectors for Printed Circuit Boards

TYPE 150-A-111

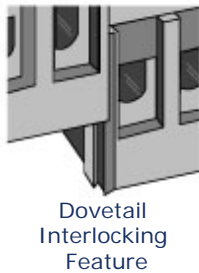
5 mm spacing - 2 and 3 poles

[Distributor Stock Check](#)

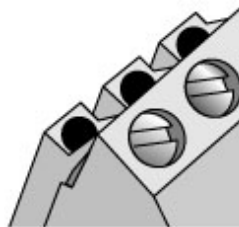
Series	Download PDF	3D Model	Can plug with	How to order	Color specifications	Print
------------------------	------------------------------	--------------------------	-------------------------------	------------------------------	--------------------------------------	-----------------------



Elevator Style Clamping



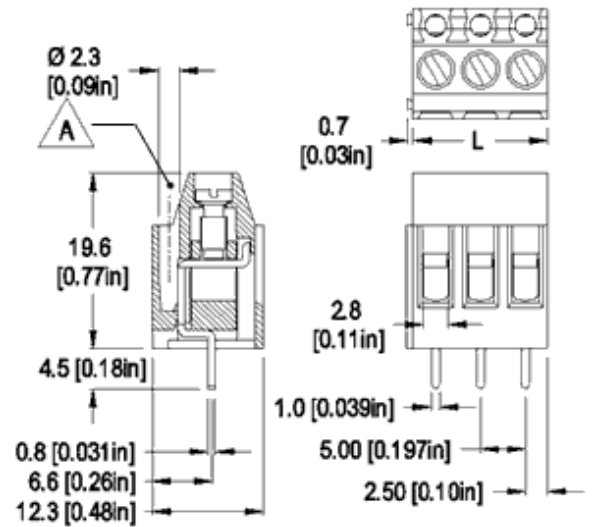
Dovetail Interlocking Feature



Test Holes



RoHS WEEE Pb free compliant



Dimensions: mm (in.)

Length of Connector (L)
L = No. of Poles x Center to Center Spacing
(A) Test Hole

When locating connector, allow 0.5 mm clearance around it for process-induced variations.

Description

- Dovetail version
- Wire entrance parallel to PC Board
- With test holes
- Elevator-style clamping mechanism
- The 2 and 3 poles units can be factory, field or distributor assembled to almost any number of poles.

Technical Data

Center to Center Spacing: 5 mm (0.197 in.)

Nominal Cross Section:

2 x 2.5 mm² (2 x 3874 mils²) solid wire 1 x 4 mm² (1 x 6199 mils²) stranded wire

Wire Stripping Length: 8 mm (0.31 in.)

Recommended Hole Diameter in PC Board:

1.4 mm (0.055 in.)

Approval Information

UL File No. E69841

CSA File No. LR24322



Rating	Current(A)	Voltage(V)	Application group	AWG
UL	20	300	B,C,D	26-10
CSA	20	300	B,D,E	26-10

* UL: 24-26 AWG range for factory wiring only.

Screw Tightening Torque:

UL: 4.5 lbf·in

CSA: 0.51 Nm

Rated Impulse Withstand Voltage: 2500 V

Material

Molding: Polyamide, self extinguishing UL 94, V-0, color grey

Temperature limits:

Short Time: 140°C (284°F)

Continuous: RTI 105°C (221°F)

Low Limit: -40°C (-40°F)

Comparative Tracking Index: CTI > 600

Oxygen Index Rating: 33%

Terminal Body: Nickel plated copper alloy

Solder Pin and Pressure Plate: Tin plated copper alloy

Screw: M3, Slotted head, zinc plated blue passivated, steel substrate

Solder Pin: 1.0 mm x 0.8 mm (0.04 in. x 0.03 in.),

▲
Top of page

How to order

Item 150-A-111

Options

CN: Consecutive Numbering (hot stamped numbers)

SM: Special Marking (please provide sketch)

BS: Copper Alloy Screw

G05: Gold Plating (5 micro inches)

G30: Gold Plating (30 micro inches)

S30: Silver Plating (30 micro inches)

Note: Plated components: solder pin and pressure plate

Ordering Note: To order factory assembled specify the number of poles required.

150-A-111/

POLES:
02 and 03

[Request sample](#)

[Request quote](#)

Quantity

Accessories

[BST Self Adhesive Marking Strips.](#)

[Consecutively numbered.](#)

[Jumper, Type 970-J1.](#)

[Add to shopping cart](#)