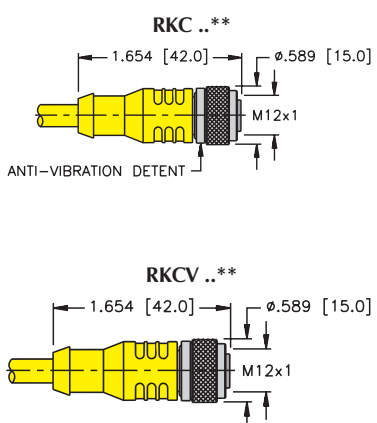
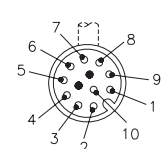


10-Wire *euromast*® Cordsets, "C" Style Medium Plug Body

- Straight Female Connector
- NEMA 1, 3, 4, 6P and IEC IP 68 Protection
- 60 VAC/75 VDC, 2 A



Housing Style	Part Number	Cable	Features	Pinout
	RKC 10T-*	AWM PVC Grey 10x24 AWG 105°C 6.0 mm OD Cable #RF51004-*M [†]	<i>flexlife</i> ®	
	RKC 10T-*/S90	AWM PUR Grey 10x24 AWG 105°C 6.0 mm OD Cable #RF51005-*M [†]	<i>Cut/Abrasion Immune</i>	
	RKC 10T-*/S101	AWM TPE Black 10x24 AWG 105°C 7.0 mm OD Cable #RF51077-*M [†]	<i>flexLife-10, High Flex Over 10 Million Cycles</i>	
	RKC 10T-*/S618	AWM PVC Black 10x24 AWG Foil/Drain 105°C 7.0 mm OD Cable #RF51076-*M [†]	<i>RFI/EMI Shielding</i>	

* Length in meters. Standard cable lengths are 2, 4, 6, 8 and 10 meters. Consult factory for other lengths.

** Standard coupling nut material is nickel plated brass "RKC .."; "RKC V .." indicates 316 stainless steel.

† See Section N for *reelfast*® cable information.

FEMALE END VIEW

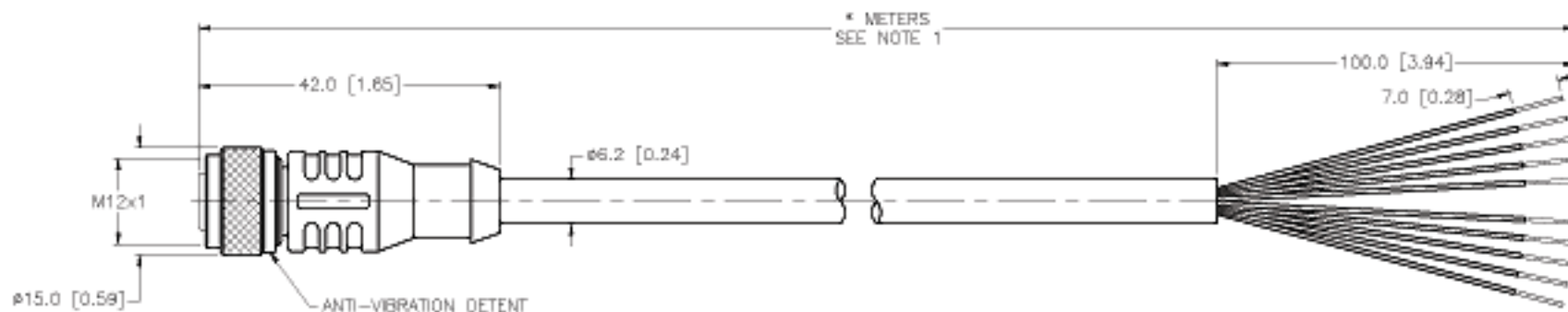


- 1 = WHITE
- 2 = BROWN
- 3 = GREEN
- 4 = YELLOW
- 5 = GREY
- 6 = PINK
- 7 = BLUE
- 8 = RED
- 9 = ORANGE
- 10 = TAN



SPECIFICATIONS

CONTACT CARRIER MATERIAL/COLOR	NYLON or PUR/BLACK
MOLDED HEAD MATERIAL/COLOR	THERMOPLASTIC PUR/YELLOW
CONTACT MATERIAL/PLATING	BRASS/GOLD
COUPLING NUT MATERIAL/PLATING	BRASS/NICKEL
RATED CURRENT [A]	2.0 A
RATED VOLTAGE [V]	60 VAC/75 VDC
OUTER CABLE JACKET MATERIAL/COLOR	PVC/GRAY
CONDUCTOR INSULATION MATERIAL	PVC
NUMBER OF CONDUCTORS [AWG]	10x24 AWG
TEMPERATURE RANGE	-40°C to +105°C (-40°F to +221°F)
PROTECTION CLASS	MEETS NEMA 1,3,4,6P AND IEC IP68



CABLE LENGTH	TOLERANCE
ALL LENGTHS	+ 4% (OR 50mm) OF LENGTH - 0% (OR 0mm) OF LENGTH WHICHEVER IS GREATER
STRIP LENGTH	TOLERANCE
0-7mm	±0.5mm
8-20mm	±1.0mm
20-45mm	±1.5mm
45-85mm	±2.0mm
85-110mm	±2.5mm
110-160mm	±3.0mm
OVER 160mm	±3.5mm

NOTES:

- "A" INDICATES CABLE LENGTH IN METERS. CONTACT TURCK TO ORDER SPECIFIC LENGTHS.
- STRIP AND TIN LENGTHS ARE FOR REFERENCE ONLY; SOME LENGTHS MAY NOT BE STRIPPED AND TINNED.

SOURCE DRAWING - FOR REFERENCE ONLY

RELATED DOCUMENTS 1. 2. 3. 4.	3RD ANGLE PROJECTION 	THIS DRAWING IS PROPERTY OF TURCK INC. USE OF THIS DOCUMENT WITHOUT WRITTEN PERMISSION IS PROHIBITED.		TURCK INC High Technology Sensors and Automation Controls	
MATERIAL SEE SPECIFICATIONS	TOLERANCES UNLESS OTHERWISE SPECIFIED 0.5 TO 6 ±0.1 6 TO 30 ±0.2 30 TO 200 ±0.3 OVER 200 ±0.4 ANGLES ±1° ALL INCH DIMENSIONS ARE REFERENCE ONLY	DWGT RWC	DATE 05/11/07	DESCRIPTION RKC 10T-*	
FRESH SEE SPECIFICATIONS	UNIT OF MEASUREMENT MILLIMETER [INCH]	OSDR	SCALE 1=1.0	IDENTIFICATION NO.	REV A
A DRAWING RELEASE	RWC	05/21/07			
REV DESCRIPTION	BY	DATE	EDD NO.	DO NOT SCALE THIS DRAWING	FILE: 777DD0773D SHEET 1 OF 1