FEMALE END VIEW	MALE END VIEW
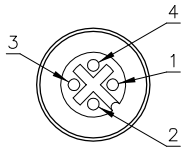	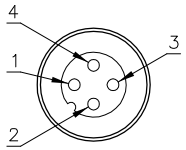
1 = BROWN 2 = WHITE 3 = BLUE 4 = BLACK	1 = BROWN 2 = WHITE 3 = BLUE 4 = BLACK
eurofast	eurofast

SPECIFICATIONS

CONTACT CARRIER MATERIAL	POLYURETHANE
CONTACT MATERIAL/PLATING	GOLD–PLATED BRASS
COUPLING NUT	NICKEL–PLATED BRASS
RATED CURRENT [A]	4.0 A
RATED VOLTAGE [V]	250 VAC/300 VDC
OUTER JACKET MATERIAL/COLOR	PVC, GREY
CONDUCTOR INSULATION MATERIAL	PVC
NUMBER OF CONDUCTORS [AWG]	4x22 AWG
TEMPERATURE RATING	–40°C to +105°C (–40°F to +221°F)
PROTECTION CLASS	MEETS NEMA 1,3,4,6P AND IEC IP68
SPACINGS	to VDE 0110 GROUP C

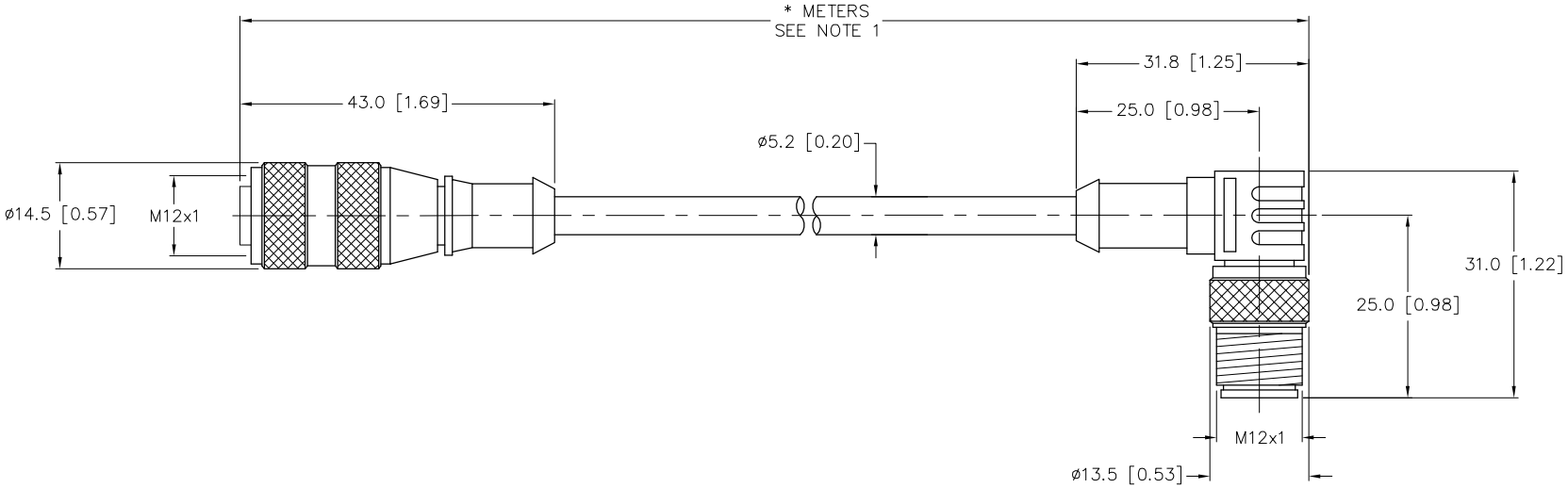

CABLE LENGTH	TOLERANCE
ALL LENGTHS	+ 4% (OR 50mm) OF LENGTH – 0% (OR 0mm) OF LENGTH WHICHEVER IS GREATER
STRIP LENGTH	**TOLERANCE**
0–7mm	±0.5mm
8–29mm	±1.0mm
30–49mm	±2.0mm
50–69mm	±3.0mm
70–100mm	±4.0mm
OVER 100mm	±5.0mm

SOURCE DRAWING - FOR REFERENCE ONLY

NOTES:

1. "*" INDICATES CABLE LENGTH IN METERS. CONTACT TURCK TO ORDER SPECIFIC LENGTHS.

REV	DESCRIPTION	BY	DATE	ECO NO.
C	UPDATE COUPLING NUTS	JBJ	12/09/02	5582

RELATED DOCUMENTS
1.
2.
3.
4.

3RD ANGLE PROJECTION

THIS DOCUMENT IS PROPERTY OF TURCK INC. USE OF THIS DOCUMENT WITHOUT WRITTEN PERMISSION IS PROHIBITED.

TURCK INC
High Technology Sensors and Automation Controls
3000 CAMPUS DRIVE
MINNEAPOLIS, MN 55441
1–800–544–7769
(763) 553–7300
(763) 553–0708 fax
turck.com

MATERIAL: SEE SPECIFICATIONS

FINISH: SEE SPECIFICATIONS

TOLERANCES UNLESS OTHERWISE SPECIFIED
0.5 TO 6 ±0.1
6 TO 30 ±0.2
30 TO 200 ±0.3
OVER 200 ±0.4
ANGLES ±1°
ALL INCH DIMENSIONS ARE REFERENCE ONLY

DRFT: CBM
DATE: 10/09/00
DSGN:
SCALE: 1=1.0

UNIT OF MEASUREMENT
MILLMETER [INCH]
DO NOT SCALE THIS DRAWING

DESCRIPTION: RK 4.4T–*–WS 4.4T

IDENTIFICATION NO.:

REV: C

FILE: EURO–C\777000626

SHEET 1 OF 1

This Document Was Officially Certified By TURCK Inc. On 1/28/2003 2:30:22 PM