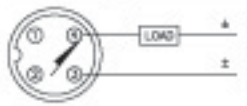





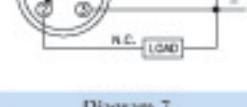




Inductive Sensors



Housing Style	Part Number	ID Number	Features	Sensing Range (mm)	Output
18 mm - Nonembeddable, eurofast® Connection 	Ni 8-M18-AD4X-H1141	T4414700		8	2-Wire DC
	Ni 8-M18-AD4X-H1144	T4411288		8	
	Ni 14-M18-AD4X-H1141	T4417241	Ext. Range	14	
	Ni 14-M18-AD4X-H1144	T4417290	Ext. Range	14	
	Ni 8-M18-AN6X-H1141	T4614800		8	3-Wire DC NPN
	Ni 10-EM18WD-AN6X-H1141	M4653433	Washdown	10	
	Ni 10-M18-AN6X-H1141	T4614892		10	
	Ni 10-M18WD-AN6X-H1141	M4653440	Washdown	10	
	Ni 12U-EM18-AN6X-H1141	M1645350	Uprox	12	
	Ni 12U-EM18-AN6X2-H1141	M1645355	Uprox	12	
	Ni 15U-EM18WD-AN6X-H1141	M1634835	Uprox Washdown	15	
	Ni 12U-M18-AN6X-H1141	M1645150	Uprox	12	
	Ni 12U-M18-AN6X2-H1141	M1645155	Uprox	12	
	Ni 14-M18-AN6X-H1141	T4611410	Ext. Range	14	
	Ni 8-M18-AP6X-H1141	T4614700		8	3-Wire DC PNP
	Ni 10-EM18WD-AP6X-H1141	M4653419	Washdown	10	
	Ni 10-M18-AP6X-H1141	T4641291		10	
	Ni 12U-EM18-AP6X-H1141	M1645340	Uprox	12	
	Ni 12U-EM18-AP6X2-H1141	M1645345	Uprox	12	
	Ni 12U-M18-AP6X-H1141	M1645140	Uprox	12	
Ni 12U-M18-AP6X2-H1141	M1645145	Uprox	12		
Ni 14-M18-AP6X-H1141	T4611400	Ext. Range	14		
Ni 8-M18-VN4X-H1141	T1571900	Comp. Outputs	8	4-Wire DC NPN	
Ni 14-M18-VN4X-H1141	T4590603	Ext. Range	14		
Ni 8-M18-VP4X-H1141	T1561900	Comp. Outputs	8	4-Wire DC PNP	
Ni 14-M18-VP4X-H1141	T4590602	Ext. Range	14		
Ni 10-M18-Y1X-H1141	M4015300		10	2-Wire NAMUR	
Ni 12U-M18-ASIX-H1140	M1901005	Uprox	12	2-Wire ASI-BUS	
18 mm - Nonembeddable, eurofast connection, Teflon Coated 	Ni 12U-MT18-AN6X-H1141	M1645250	Uprox	12	3-Wire DC NPN
	Ni 12U-MT18-AP6X-H1141	M1645240	Uprox	12	3-Wire DC PNP
	Ni 12U-MT18-AP6X2-H1141	M1645245	Uprox	12	
	Ni 12U-MT18H-AP6X-H1141/S1589	M1645292	weldguard® Uprox	12	
	Ni 12U-MT18H-AP6X2-H1141/S1589	M1645293	weldguard Uprox	12	

Voltage	Switching Freq. (Hz)	Operating Current (mA)	Operating Temp. (°C)	Protection	Housing	Face	Power LED	Output LED	Mating Cordset	Wiring Diagram #	Wiring Diagrams
10-65 VDC	500	≤100	-25 to +70	IP 67	CPB	PA 12	N/A	YE	RK 4.2T-*	1	<p>Diagram 1</p> 
	500	≤100	-25 to +70	IP 67	CPB	PA 12	N/A	YE	RK 4.2T-*/S674	2	
	500	≤100	-25 to +70	IP 67	CPB	PA 12	N/A	YE	RK 4.2T-*	1	
	500	≤100	-25 to +70	IP 67	CPB	PA 12	N/A	YE	RK 4.2T-*/S674	2	
10-30 VDC	1000	≤200	-25 to +70	IP 67	CPB	PA 12	N/A	YE	RK 4T-*	3	<p>Diagram 2</p> 
	500	≤200	-25 to +85	IP 68, IP 69K	SS	PVDF	N/A	YE	RK 4T-*	3	
	1000	≤200	-25 to +70	IP 67	CPB	PA 12	N/A	YE	RK 4T-*	3	
	1000	≤200	-25 to +70	IP 67	CPB	PA 12	N/A	YE	RK 4T-*	3	
	2000	≤200	-30 to +85	IP 68	SS	PA 12	N/A	YE	RKY 4T-*	3	
	2000	≤200	-30 to +85	IP 68	SS	PA 12	GN	YE	RKY 4T-*	3	
	1000	≤200	-30 to +85	IP 68, IP 69K	SS	PVDF	N/A	YE	RK 4T-*	3	
	2000	≤200	-30 to +85	IP 67	CPB	PA 12	N/A	YE	RK 4T-*	3	
	2000	≤200	-30 to +85	IP 67	CPB	PA 12	GN	YE	RK 4T-*	3	
	500	≤200	-25 to +70	IP 67	CPB	PA 12	N/A	YE	RK 4T-*	3	
10-30 VDC	1000	≤200	-25 to +70	IP 67	CPB	PA 12	N/A	YE	RK 4T-*	4	<p>Diagram 3</p> 
	500	≤200	-25 to +85	IP 68, 69K	SS	PVDF	N/A	YE	RK 4T-*	4	
	1000	≤200	-25 to +70	IP 67	CPB	PA 12	N/A	YE	RK 4T-*	4	
	2000	≤200	-30 to +85	IP 68	SS	PA 12	N/A	YE	RKY 4T-*	4	
	2000	≤200	-30 to +85	IP 68	SS	PA 12	GN	YE	RKY 4T-*	4	
	2000	≤200	-30 to +85	IP 67	CPB	PA 12	N/A	YE	RK 4T-*	4	
	2000	≤200	-30 to +85	IP 67	CPB	PA 12	GN	YE	RK 4T-*	4	
	500	≤200	-25 to +70	IP 67	CPB	PA 12	N/A	YE	RK 4T-*	4	
10-65 VDC	1000	≤200	-25 to +70	IP 67	CPB	PA 12	N/A	YE	RK 4.4T-*	5	<p>Diagram 4</p> 
	1000	≤200	-25 to +70	IP 67	CPB	PA 12	N/A	YE	RK 4.4T-*	5	
10-65 VDC	1000	≤200	-25 to +70	IP 67	CPB	PA 12	N/A	YE	RK 4.4T-*	6	<p>Diagram 5</p> 
	1000	≤200	-25 to +70	IP 67	CPB	PA 12	N/A	YE	RK 4.4T-*	6	
5-30 VDC	500	Remote	-25 to +70	IP 67	CPB	PA 12	N/A	YE	RK 4.21T-*	7	<p>Diagram 6</p> 
18-33 VDC	200	N/A	-30 to +85	IP 68	CPB	PA 12	N/A	YE	RKC 254-*M	8	<p>Diagram 7</p> 
10-30 VDC	2000	≤200	-30 to +85	IP 67	TC	TC	N/A	YE	RK 4T-*	3	<p>Diagram 8</p> 
10-30 VDC	2000	≤200	-30 to +85	IP 67	TC	TC	N/A	YE	RK 4T-*	4	<p>Diagram 9</p> 
	2000	≤200	-30 to +85	IP 67	TC	TC	GN	YE	RK 4T-*	4	
	2000	≤200	-30 to +85	IP 67	TC	WG	N/A	YE	RKG 4T-*/S600	4	
	2000	≤200	-30 to +85	IP 67	TC	WG	GN	YE	RKG 4T-*/S600	4	

* Length in meters.