
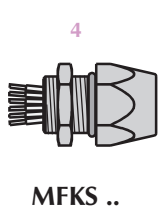

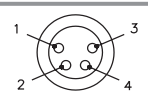
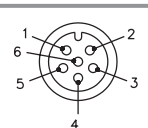


3, 4 and 6-Wire picofast® Receptacles

- Straight Female Receptacles
- NEMA 1, 3, 4, 6P and IEC IP 67 Protection

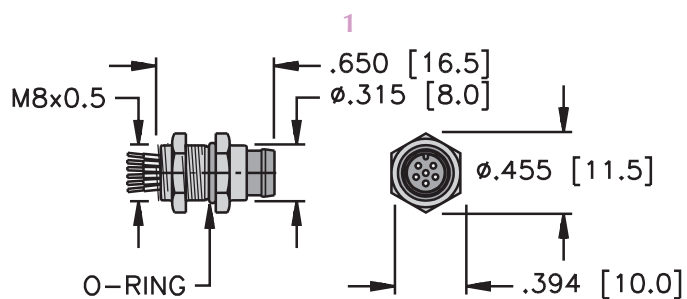


Drawing Number	Part Number	Lead Specs.	Application	Pinout
 <p>MFKS ..</p> <p>Front Mount</p>	MFKS 3-*	CSA 3x24 AWG 105°C 125 VAC/ DC 4 A	Mates with 3-pin threaded male cordsets	1. BU 3. BU 4. BK 
	MFKS 4-*	CSA 4x24 AWG 105°C 125 VAC/DC 2 A	Mates with 4-pin threaded male cordsets	1. BN 2. WH 3. BU 4. BK 
	MFKS 6-*	6x24 AWG 105°C 24 VDC 1 A	Mates with 6-pin threaded male cordsets	1. BN 2. WH 3. BU 4. BK 5. GY 6. PK 

See page C43 for dimensional drawings.

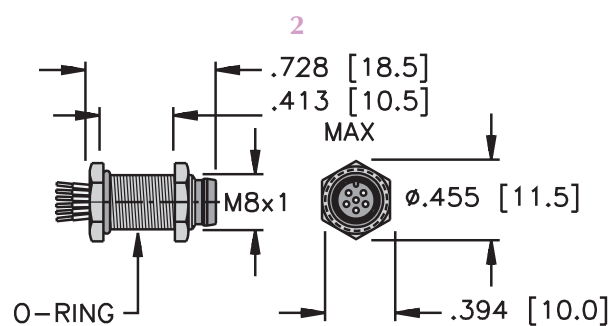
* Length in meters. Standard cable length is 0.2 Meters. Consult factory for other lengths. Standard housing material is nickel plated brass .. "MFKS.."; "MFKSV.." indicates 316 stainless steel.

picofast® Standard Receptacles NPSM and NPT



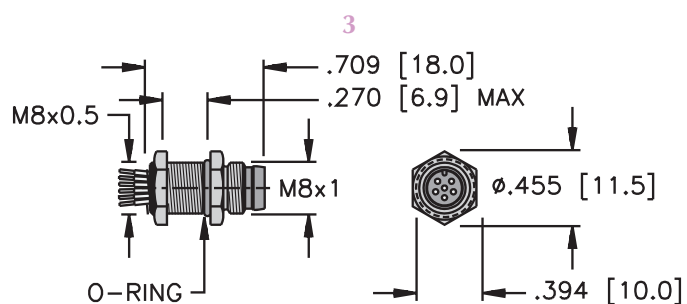
MFS ..

Page C45



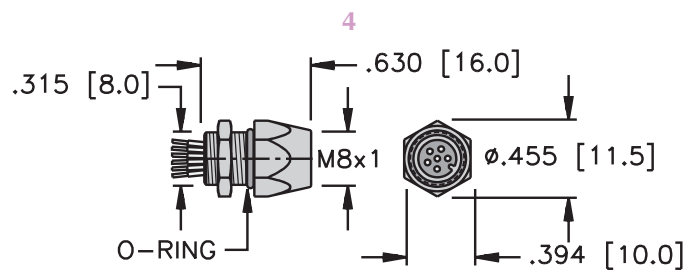
MFS ..F.

Page C45



MFSS ..

Page C45



MFKS ..

Page C46