


6, 8, 10 and 12-Wire eurofast® Receptacles, Rear Mount with Leads

- Male Receptacles
- NEMA 1, 3, 4, 6P and IEC IP 68 Protection



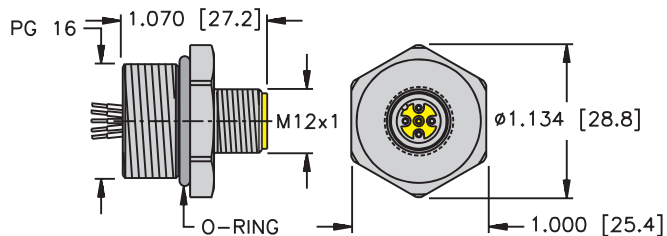
Drawing Number	Part Number	Lead Specs.	Application	Pinout
<p>20 FSFD ..</p>	FSFD 6-*	UL, CSA 6x24 AWG 105°C 60 VAC/75 VDC 2 A	Mates with 6-pin Cordsets	1. BN 2. WH 3. BU 4. BK 5. GY 6. PK 
	FSFD 8-*	UL, CSA 8x24 AWG 105°C 60 VAC/75 VDC 2 A	Mates with 8-pin Cordsets	1. WH 2. BN 3. GN 4. YE 5. GY 6. PK 7. BU 8. RD 
	FSFD 8-*/S1505	UL, CSA 8x26 AWG 105°C 60 VAC/75 VDC 2 A	Mates with 8-pin Cordsets	1. WH 2. BN 3. GN 4. YE 5. GY 6. PK 7. BU 8. RD 
	FSFD 10-*	UL, CSA 10x24 AWG 105°C 60 VAC/75 VDC 2 A	Mates with 10-pin Cordsets	1. WH 2. BN 3. GN 4. YE 5. GY 6. PK 7. BU 8. RD 9. OG 10. TN 
	FSFD 12-*	UL, CSA 12x24 AWG 105°C 60 VAC/75 VDC 2 A	Mates with 12-pin Cordsets	1. WH 2. BN 3. GN 4. YE 5. GY 6. PK 7. BU 8. RD 9. OG 10. TN 11. BK 12. VT 

See page B105 for dimensional drawings.

\* Length in meters. Standard lead length is 0.5 meters. Consult factory for other lengths.  
Standard housing material is nickel plated brass "FSFD.."; "FSFDV.." indicates 316 stainless steel.  
To specify PVC jacketed cable, add "/S717" to the end of the part number.

eurofast® Receptacles

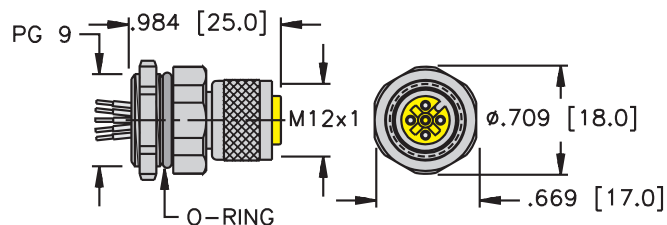
16



FS../PG16

Page B129

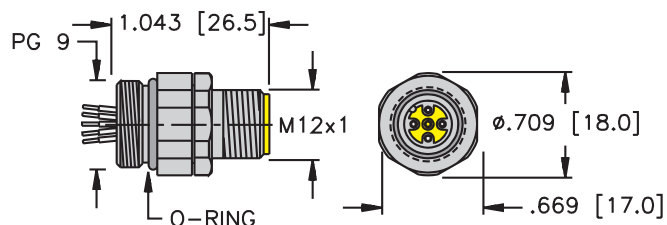
17



FKM...\*

Page B130

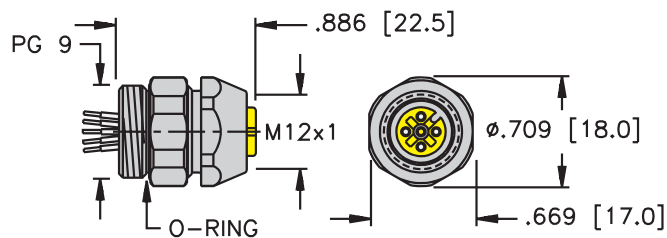
18



FSD...\*

Page B131

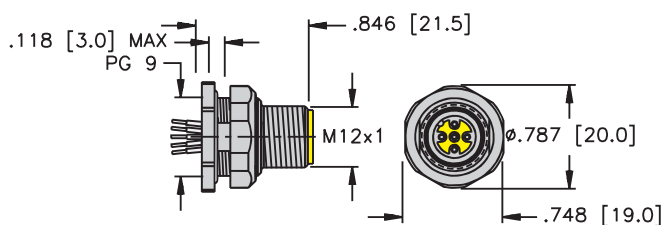
19



FKD...\*

Pages B132 - B133

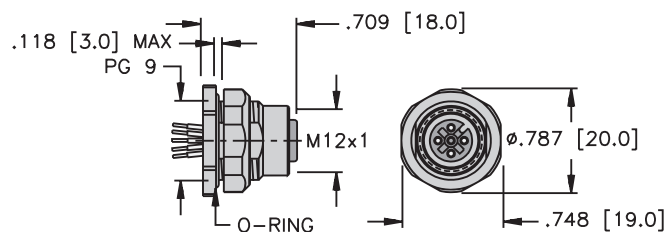
20



FSFD...\*

Pages B134 - B135

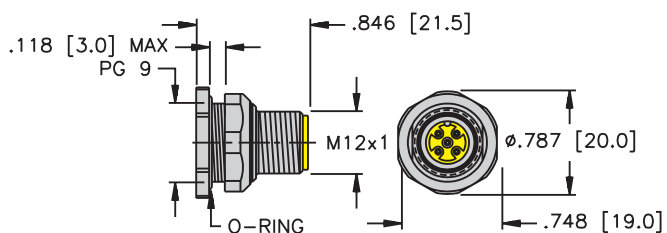
21



FKFD..

Pages B136 - B137

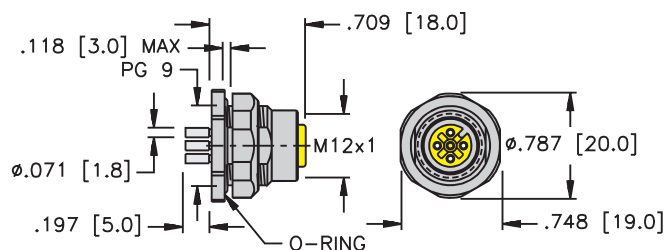
22



FSFDL...\*

Page B138

23



FKFDL..

Page B139