

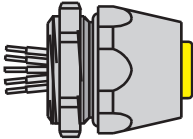
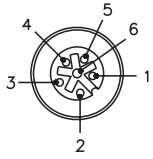
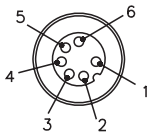
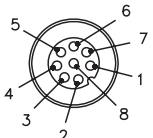
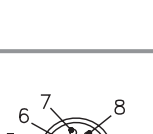
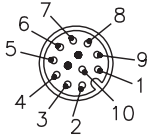
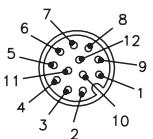


6, 8, 10 and 12-Wire *euromast*® Receptacles, Front Mount

- Female Receptacles
- NEMA 1, 3, 4, 6P and IEC IP 68 Protection



Receptacles

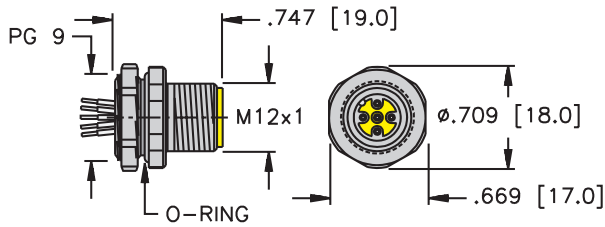
Drawing Number	Part Number	Lead Specs.	Application	Pinout
  <p>FK ..</p>	FK 4.6-*	UL, CSA 6x22 AWG 105°C 250 V 4 A	<i>Mates with 6-pin Cordsets</i>	<ol style="list-style-type: none"> BN WH BU BK GY PK 
	FK 6-*	UL, CSA 6x24 AWG 105°C 60 VAC/75 VDC 2 A	<i>Mates with 6-pin Cordsets</i>	<ol style="list-style-type: none"> BN WH BU BK GY PK 
	FK 8-*	UL, CSA 8x24 AWG 105°C 60 VAC/75 VDC 2 A	<i>Mates with 8-pin Cordsets</i>	<ol style="list-style-type: none"> WH BN CN YE GY PK BU RD 
	FK 8.6-*	UL, CSA 6x24 AWG 105°C 60 VAC/75 VDC 2 A	<i>Mates with 8-pin Cordsets</i>	<ol style="list-style-type: none"> WH GN YE GY GN N/C BU N/C 
	FK 10-*	UL, CSA 10x24 AWG 105°C 60 VAC/75 VDC 2 A	<i>Mates with 10-pin Cordsets</i>	<ol style="list-style-type: none"> WH BN CN YE GY PK BU RD OG TN 
	FK 12-*	UL, CSA 12x24 AWG 105°C 60 VAC/75 VDC 2 A	<i>Mates with 12-pin Cordsets</i>	<ol style="list-style-type: none"> WH BN CN YE GY PK BU RD OG TN BK VT 

See page B109 for dimensional drawings.

* Length in meters. Standard lead length is 0.5 Meters. Consult factory for other lengths.
Standard housing material is nickel plated brass "FK.."; "FKV.." indicates 316 stainless steel.
To specify PVC jacketed cable, add "/S717" to the end of the part number.

eurofast® Receptacles

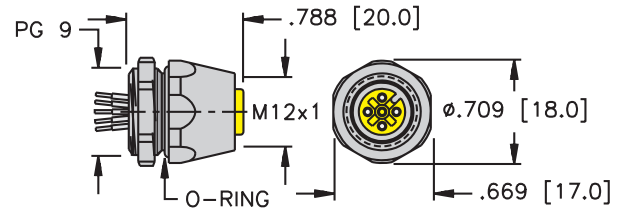
1



FS ..*

Pages B117 - B118

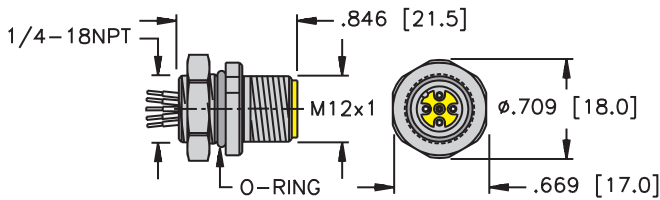
2



FK ..*

Pages B119 - B120

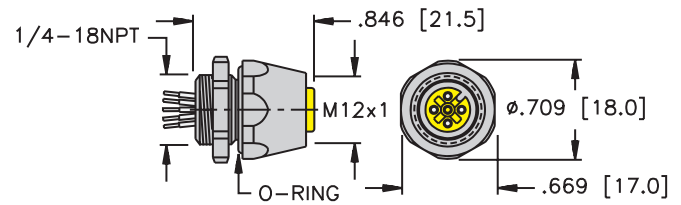
3



FS ..18.25

Pages B121 - B122

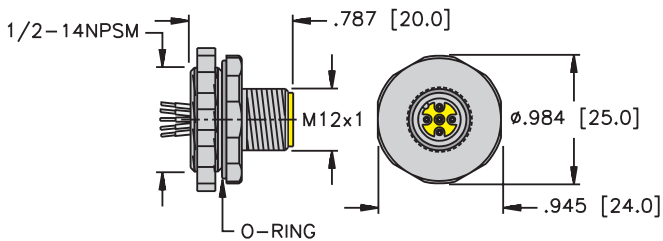
4



FK ..*/18.25

Pages B123 - B124

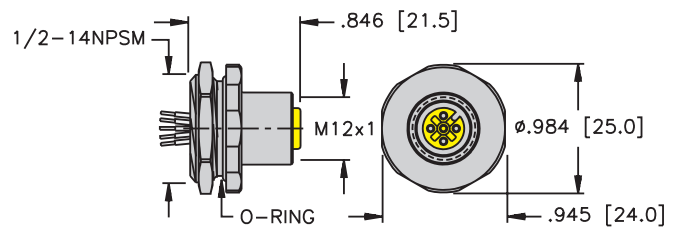
5



FS .. 14.5

Pages B125 - B126 & B151

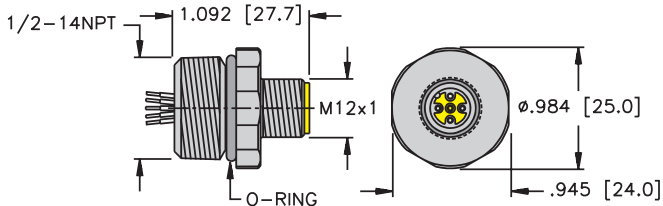
6



FK ..14.5

Page B127

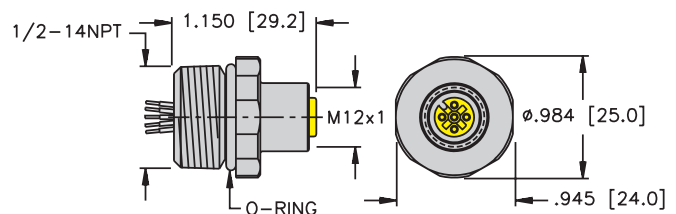
7



FS ..14.5/NPT

Pages B128 - B129

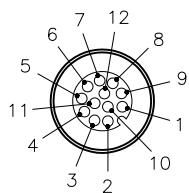
8



FK .. 14.5/NPT

Page B130

FEMALE END VIEW

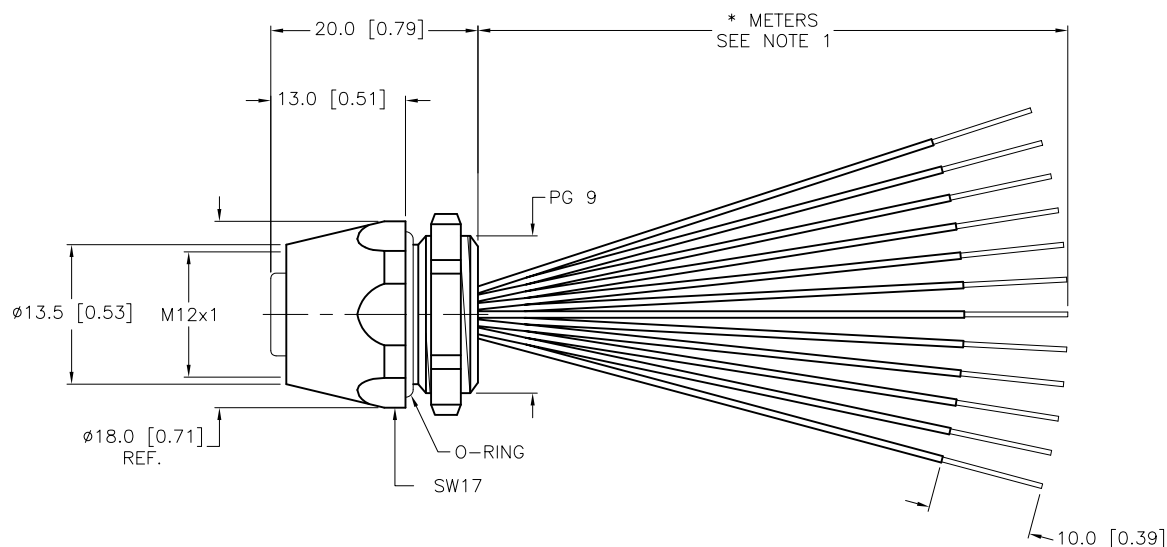


- 1 = WHITE
- 2 = BROWN
- 3 = GREEN
- 4 = YELLOW
- 5 = GREY
- 6 = PINK
- 7 = BLUE
- 8 = RED
- 9 = ORANGE
- 10 = TAN
- 11 = BLACK
- 12 = VIOLET



SPECIFICATIONS

CONTACT CARRIER MATERIAL	NYLON OR PUR
CONTACT MATERIAL/PLATING	GOLD-PLATED BRASS
RATED CURRENT [A]	2.0 A
RATED VOLTAGE [V]	60 VAC/75 VDC
HOUSING MATERIAL	NICKEL-PLATED BRASS
CONDUCTOR INSULATION MATERIAL	PVC
NUMBER OF CONDUCTORS [AWG]	12x24 AWG
TEMPERATURE RATING	-30°C to +80°C (-22°F to +176°F)
PROTECTION CLASS	MEETS NEMA 1,3,4,6P AND IEC IP68
SPACINGS	to VDE 0110 GROUP C



CABLE LENGTH	TOLERANCE
ALL LENGTHS	+ 4% (OR 50mm) OF LENGTH - 0% (OR 0mm) OF LENGTH WHICHEVER IS GREATER
STRIP LENGTH	TOLERANCE
0-7mm	±0.5mm
8-29mm	±1.0mm
30-49mm	±2.0mm
50-69mm	±3.0mm
70-100mm	±4.0mm
OVER 100mm	±5.0mm

SOURCE DRAWING - FOR REFERENCE ONLY

NOTES:

1. "*" INDICATES LEAD LENGTH IN METERS. CONTACT TURCK TO ORDER SPECIFIC LENGTHS.

RELATED DOCUMENTS 1. 2. 3. 4.	3RD ANGLE PROJECTION	THIS DRAWING IS PROPERTY OF TURCK INC. USE OF THIS DOCUMENT WITHOUT WRITTEN PERMISSION IS PROHIBITED.	3000 CAMPUS DRIVE MINNEAPOLIS, MN 55441 1-800-544-7769 (763) 553-7300 (763) 553-0708 fax turck.com		
			DRFT RDS	DATE 12/04/02	DESCRIPTION FK 12-*
MATERIAL SEE SPECIFICATIONS	TOLERANCES UNLESS OTHERWISE SPECIFIED 0.5 TO 6 ±0.1 6 TO 30 ±0.2 30 TO 200 ±0.3 OVER 200 ±0.4 ANGLES ±1° ALL INCH DIMENSIONS ARE REFERENCE ONLY	DSGN	SCALE 1=.8	IDENTIFICATION NO.	REV A
FINISH SEE SPECIFICATIONS	UNIT OF MEASUREMENT MILLIMETER [INCH]	DO NOT SCALE THIS DRAWING		FILE: EURO-R\777001605	SHEET 1 OF 1

A	DRAWING RELEASE	BJB	01/28/04	
REV	DESCRIPTION	BY	DATE	ECO NO.