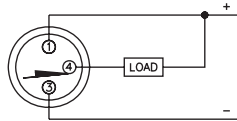
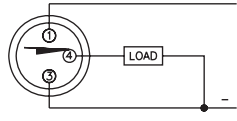
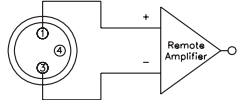


Inductive Sensors

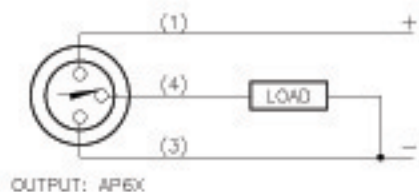


Housing Style	Part Number	ID Number	Features	Sensing Range (mm)	Output
4 mm - Embeddable, Miniature Smooth, picofast® Quick Disconnect 	Bi 1-EH04-AN6X-V1331	S4608540		1	3-Wire DC NPN
	Bi 1-EH04-AP6X-V1331	S4608440		1	3-Wire DC PNP
	Bi 1-EH04-Y1-V1330	S1003044		1	2-Wire DC NAMUR
5 mm - Embeddable, Miniature Threaded, picofast Quick Disconnect 	Bi 1-EG05-AN6X-V1331	S4608740		1	3-Wire DC NPN
	Bi 1-EG05-AP6X-V1331	S4608640		1	3-Wire DC PNP
	Bi 1-EG05-Y1-V1331	S1003241		1	2-Wire DC NAMUR
6.5 mm - Embeddable, Miniature Smooth, picofast Quick Disconnect 	Bi 1.5-EH6.5K-AN6X-V1131	S4610840	Short Barrel	1.5	3-Wire DC NPN
	Bi 2-EH6.5K-AN6X-V1131	S4610120	Short Barrel	2	
	Bi 1.5-EH6.5K-AP6X-V1131	S4610740	Short Barrel	1.5	3-Wire DC PNP
	Bi 1.5-EH6.5K-AP6X-V1131/S100	S4612003	High Temp. 100°C	1.5	
	Bi 2-EH6.5K-AP6X-V1131	S4610020	Short Barrel	2	
6.5 mm - Embeddable, Miniature Smooth, picofast Quick Disconnect 	Bi 1.5-EH6.5-AN6X-V1131	S4612120		1.5	3-Wire DC NPN
	Bi 1.5U-EH6.5-AN6X-V1131	S4600687	Uprox	1.5	
	Bi 2-EH6.5-AN6X-V1131	S4612320		2	
	Bi 2U-EH6.5-AN6X-V1131	S4281180	Uprox	2	
	Bi 1.5-EH6.5-AP6X-V1131	S4612020		1.5	3-Wire DC PNP
	Bi 2-EH6.5-AP6X-V1131	S4612220		2	
	Bi 2U-EH6.5-AP6X-V1131	S4281160	Uprox	2	
	Bi 1.5-EH6.5-AP6X-V1131/S100	S4612002	High Temp. 100°C	1.5	
	Bi 1.5-EH6.5-Y1-V1130	S1004621		1.5	2-Wire DC NAMUR

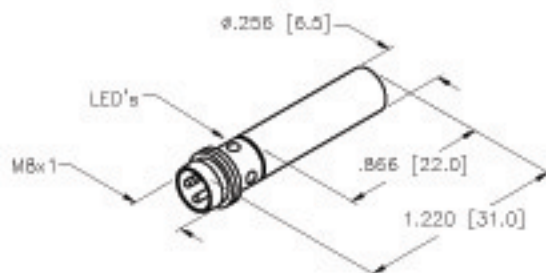
Voltage	Switching Freq. (Hz)	Operating Current (mA)	Operating Temp. (°C)	Protection	Housing	Face	Power LED	Output LED	Mating Cordset	Wiring Diagram #	Wiring Diagrams
10-30 VDC	3000	≤100	-25 to +70	IP 67	SS	PA 12	N/A	YE	PKG 3Z-*	1	<div style="border: 1px solid black; padding: 5px;"> <p>Diagram 1</p>  </div> <div style="border: 1px solid black; padding: 5px;"> <p>Diagram 2</p>  </div> <div style="border: 1px solid black; padding: 5px;"> <p>Diagram 3</p>  </div>
10-30 VDC	3000	≤100	-25 to +70	IP 67	SS	PA 12	N/A	YE	PKG 3Z-*	2	
5-30 VDC	5000	Remote	-25 to +70	IP 67	SS	PA 12	N/A	N/A	PKG 3Z-*	3	
10-30 VDC	3000	≤100	-25 to +70	IP 67	SS	PA 12	N/A	YE	PKG 3Z-*	1	
10-30 VDC	3000	≤100	-25 to +70	IP 67	SS	PA 12	N/A	YE	PKG 3Z-*	2	
5-30 VDC	5000	Remote	-25 to +70	IP 67	SS	PA 12	N/A	N/A	PKG 3Z-*	3	
10-30 VDC	3000	≤150	-25 to +70	IP 67	SS	PA 12	N/A	YE	PKG 3Z-*	1	
	3000	≤150	-25 to +70	IP 67	SS	PA 12	N/A	YE	PKG 3Z-*	1	
10-30 VDC	3000	≤150	-25 to +70	IP 67	SS	PA 12	N/A	YE	PKG 3Z-*	2	
	3000	≤150	-25 to +100	IP 67	SS	PA 12	N/A	YE	PKG 3Z-*	2	
	3000	≤150	-25 to +70	IP 67	SS	PA 12	N/A	YE	PKG 3Z-*	2	
10-30 VDC	3000	≤150	-25 to +70	IP 67	SS	PA 12	N/A	YE	PKG 3Z-*	1	
	2000	≤150	-30 to +85	IP 68	SS	PA 12	N/A	YE	PKG 3Z-*	1	
	3000	≤150	-25 to +70	IP 67	SS	PA 12	N/A	YE	PKG 3Z-*	1	
	2000	≤150	-30 to +85	IP 68	SS	PA 12	N/A	YE	PKG 3Z-*	1	
10-30 VDC	3000	≤150	-25 to +70	IP 67	SS	PA 12	N/A	YE	PKG 3Z-*	2	
	3000	≤150	-25 to +70	IP 67	SS	PA 12	N/A	YE	PKG 3Z-*	2	
	2000	≤150	-30 to +85	IP 68	SS	PA 12	N/A	YE	PKG 3Z-*	2	
	3000	≤150	-25 to +100	IP 67	SS	EPTR	N/A	YE	PKG 3Z-*	2	
5-30 VDC	5000	Remote	-25 to +70	IP 67	SS	PA 12	N/A	N/A	PKG 3Z-*	3	

* Length in meters.

WIRING DIAGRAM



SHORT-CIRCUIT AND OVERLOAD PROTECTED



SPECIFICATIONS

RATED OPERATING DISTANCE	2mm = .079" (NOMINAL)
MOUNTING MODE	FLUSH
MIN. REPEAT ACCURACY	≤ 2%
TEMPERATURE DRIFT	≤ ±10%
HYSTERESIS (SWITCHING DISTANCE)	3-15%
OPERATING TEMPERATURE	-25°C to +70°C (-13°F to +158°F)
RATED OPERATIONAL VOLTAGE	10-30 VDC
MAX. RIPPLE	≤ 10%
DC RATED OPERATIONAL CURRENT	≤ 150 mA
NO-LOAD CURRENT	≤ 15 mA
MAX. OFF-STATE CURRENT	≤ 0.1 mA
RATED INSULATION VOLTAGE	≤ 0.5 kV
SHORT-CIRCUIT PROTECTION	INCORPORATED
MAX. VOLTAGE DROP	≤ 1.8 V
WIRE BREAKAGE PROTECTION	INCORPORATED
REVERSE POLARITY PROTECTION	INCORPORATED
OUTPUT FUNCTION	3-WIRE, NORMALLY OPEN, PNP
MAX. SWITCHING FREQUENCY	≤ 3 kHz
HOUSING MATERIAL	METAL, A4 1.4404 (AISI 316L)
ACTIVE FACE	PLASTIC, PA12-GF20
CONNECTOR	M8x1
VIBRATION RESISTANCE	55 Hz, 1 mm AMPLITUDE (IN ALL 3 PLANES)
SHOCK RESISTANCE	30 g, 11 ms
DEGREE OF PROTECTION	IP67
SWITCHING STATUS INDICATION	LED, YELLOW

SOURCE DRAWING - FOR REFERENCE ONLY

RELATED DOCUMENTS 1. 2. 3. 4.	3RD ANGLE PROJECTION	THIS DRAWING IS PROPERTY OF TURCK INC. USE OF THIS DOCUMENT WITHOUT WRITTEN PERMISSION IS PROHIBITED.		 High Technology Sensors and Automation Controls	
	TOLERANCES UNLESS OTHERWISE SPECIFIED	DRFT RDS	DATE 04/18/08		
MATERIAL	.X ±0.02 .XX ±0.01 .XXX ±0.005	DRSN	SCALE 1=1.0	IDENTIFICATION NO. S4610020	
FINISH	ANGLES ±1° ALL MILLIMETER DIMENSIONS ARE REFERENCE ONLY	UNIT OF MEASUREMENT INCH [MILLIMETER]		REV A	
A DRAWING RELEASE		RDS	04/18/08	FILE: S4610020	
REV DESCRIPTION		BY	DATE	EDD NO.	SHEET 1 OF 1

DO NOT SCALE THIS DRAWING