



Technical Characteristics

Application	Specifically designed to handle high inrush associated with contactors and relays for applications such as conveyor systems, paint lines, punch presses or overhead cranes
Approvals	UL Listed File Number: E61239 - CSA Certified File Number: LR37055 Guide: 184-N-90 - CE Marked
Depth	3.59 Inches
Height	3.20 Inches
Catalog Reference Number	9070CT9901
Width	3.75 Inches
Winding Material	Copper
Temperature Rise	80 Degrees C
Type	T
Primary	240x480V or 230x460V or 220x440V
Phase	1-Phase
Secondary	120V or 115V or 110V
Mounting Type	Panel
Enclosure Type	Open
Rating	200VA
Terminal Type	Screw Clamp
Insulation Temperature	130 Degrees C

Shipping and Ordering

Category	16200 - Transformers, Industrial Control, 50 - 200 va, Type T
Discount Schedule	CP8
Article Number	785901904663
Package Quantity	1
Weight	5.6 lbs.
Availability Code	S
Returnability	Y

As standar□

PRODUCT DESCRIPTION

Control power transformers from Schneider Electric set the industry standard for design innovation and performance. They are designed with low impedance windings for excellent voltage regulation, and can accommodate the high inrush current associated with contactors, starters, solenoids, and relays.

A variety of designs are available to meet the diverse needs of panel builders and machinery OEMs. The versatility of our control transformer line offers unparalleled options for design engineers. We also have one of the most extensive offerings of custom products with no minimum order requirements.

We have a national network of distributors to ensure prompt delivery, including industry leading delivery on custom products. In most cases, we can design, manufacture, and ship a custom unit in two weeks or less.

The Global Product Offering—Type T

Type T is our most popular and complete line of control transformers. It comes with unmatched design innovations for top performance and is manufactured using the most advanced insulating materials. The Type T control transformer is the best choice if size and cost are of concern.

The Exceptional Regulation Offering —Type EO

Constructed with traditional materials and manufacturing processes, Type EO transformers are UL and CSA Component Recognized. Units are designed for 55°C rise. All units are 60HZ rated, with de-rated VA levels for 50HZ.

Transformers with Fuse Block Protection—Types TF and EOF

We offer both product lines with factory installed overcurrent protection fuse blocks.

Type TF and EOF transformers consist of two primary fuse blocks and one secondary fuse block, a configuration that meets the majority of overcurrent needs by panel builders and machinery OEMs. Since the fuse blocks are pre-wired and mounted on top of the transformer, the Type TF and EOF transformers have the same footprint as the Type T and Type EO units, respectively. This design frees up space normally used for separate fuse blocks.

We also have an extensive fuse block offering for custom applications. See the overcurrent section of this catalog for full details.

Leaded Control Transformer Line

Schneider Electric offers transformers with internally pre-wired 24-inch primary and secondary leads, instead of terminal boards, to make installation easier and faster for many applications. These are only available for single voltage primary and single voltage secondary applications.

MultiTap

Schneider Electric offers Type T and Type EO transformers in the MultiTap version. The MultiTap control transformer was designed to respond to the increased need for voltage and stock flexibility. It combines multiple primary voltages with one or more secondary voltages, all in a single transformer.

The most flexible MultiTap voltage is the Universal, available on the Type T product line only. It allows for standard primary voltages of 208 to 600V and 110, 115, or 120V secondary voltages.

Industrial Control Transformers

Type T Transformers

Type T VA Ratings

UL, cUL, CSA and NOM VA Rating	CE VA Rating
25	25
50	50
75	75
100	100
150	150
200	200
250	160
300	200
350	250
500	300
750	500
1000	630
1500	1000
2000	1500
3000	2000
5000	3000

Type T Listings

Listing	File	VA Range
UL	E61239, Guide XPTQ2	25–5000
cUL	E61239	1500–5000
CSA	LR37055, Guide 184-N-90	25–1000
EN	947923, EN 61 558/01.89 (TUV ref: 00941-RAG/sg E9371495E01)	25–200
	9579078, EN 61 558/01.89 (TUV ref: 00941-RAG/sg E9471921E01)	250–1000
	9579078, EN 61 558/01.89 (TUV ref: 00941-RAG/sg E9471921.02E01)	1500–3000

TYPE T TRANSFORMERS

The Type T units are designed for the global market and are the best choice when size and cost are of concern. This is our most popular and complete offering of industrial control transformers. The following features are included:

- 50/60 Hz rated
- Customer installed accessories (Finger-Safe covers, fuse blocks, fuse clips)
- Type T transformers are designed with various temperature classes:
 - 25–150 VA with a 55° C temperature rise, 105° C insulation
 - 200–350 VA with a 80° C temperature rise, 130° C insulation
 - 500–5000 VA with a 115° C temperature rise, 180° C insulation

Schneider Electric manufactures a wide variety of voltage combinations for control transformers. The voltage combinations are expressed as “Voltage Codes”, and are embedded within the catalog number of the transformer. Standard codes are listed. If the voltage combination you need is not listed, please call your Schneider Electric distributor for assistance.

CE Marking

Industrial control transformers (ICTs) entering the European Union (EU) after January 1, 1997 are required by EU standards to have CE marking or Declaration of Conformity to CE. EU documentation requires compliance with specification EN 61 558 of the Low Voltage Directive. Type T ICTs from Schneider Electric comply with this specification and are third party tested to TÜV standards, which adhere to, and are accepted by, EU standards. A Declaration of Conformity for all Type T units is available upon request.

Because of different overload criteria in the CE specification, Schneider Electric dual rates these transformers for UL VA, cUL VA, CSA VA, NOM VA and CE VA ratings (see “Type T VA Ratings” table). Because they are widely used with control circuit panels, ICTs are also required to comply with EN 60 204 and EN 61 558 in these applications. The Type T transformer line complies with EN 60 204 when Fingersafe® covers are installed.

For more information regarding CE marking, please contact your local Schneider Electric field sales office.



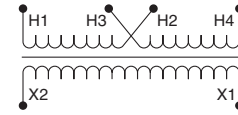
Industrial Control Transformers

Type T Transformers

120 Volt Control Secondary

Voltage and Connection Options

Voltage Code	Voltages		Connections	
	Primary	Secondary	Primary	Secondary
D1	220 x 440 230 x 460 240 x 480	110 115 120	220/230/240 V: Connect to H1 and H4 Jumper H1 with H3 Jumper H2 with H4 440/460/480 V: Connect to H1 and H4 Jumper H2 with H3	Connect to X1 and X2



Dimensions

VA		Catalog Number	Figure	Acc. Key	A		B		C		E		F		Slots	
UL	CE				IN	mm	IN	mm	IN	mm	IN	mm	IN	mm	IN	mm
25	25	9070T25D1	1	I	3.09	79	3.00	76	2.58	66	2.00	51	2.50	64	0.20 x 0.38	5 x 10
50	50	9070T50D1	1	I	3.09	79	3.00	76	2.58	66	2.00	51	2.50	64	0.20 x 0.38	5 x 10
75	75	9070T75D1	1	I	3.34	85	3.38	86	2.89	73	2.38	61	2.81	71	0.20 x 0.48	5 x 12
100	100	9070T100D1	1	I	3.34	85	3.38	86	2.89	73	2.38	61	2.81	71	0.20 x 0.48	5 x 12
150	150	9070T150D1	1	I	3.59	91	3.75	95	3.20	81	2.88	73	3.13	80	0.20 x 0.38	5 x 10
200	200	9070T200D1	1	I	3.59	91	3.75	95	3.20	81	2.88	73	3.13	80	0.20 x 0.38	5 x 10
250	160	9070T250D1	2	I	5.30	135	3.75	95	3.21	82	2.88	73	3.13	80	0.20 x 0.38	5 x 10
300	200	9070T300D1	2	I	4.74	120	4.50	114	3.84	98	2.56	65	3.75	95	0.20 x 0.38	5 x 10
350	250	9070T350D1	2	I	5.11	130	4.50	114	3.84	98	3.00	76	3.75	95	0.20 x 0.38	5 x 10
500	300	9070T500D1	2	I	5.49	139	4.50	114	3.84	98	3.56	90	3.75	95	0.20 x 0.38	5 x 10
750	500	9070T750D1	2	I	5.61	143	5.25	133	4.51	115	3.43	87	4.38	111	0.28 x 0.56	7 x 14
1000	630	9070T1000D1	2	I	6.30	160	5.25	133	4.51	115	4.31	109	4.38	111	0.28 x 0.56	7 x 14
1500	1000	9070T1500D1	2	I	5.92	150	7.06	179	6.17	157	4.13	105	5.81	148	0.28 x 0.56	7 x 14
2000	1500	9070T2000D1	2	I	7.17	182	7.06	179	6.17	157	4.56	116	5.81	148	0.28 x 0.56	7 x 14
3000	2000	9070T3000D1	3	I	7.24	184	9.00	229	8.75	222	4.63	118	7.63	194	0.44 x 1.13	11 x 29
5000	3000	9070T5000D1	3	I	9.15	232	9.00	229	8.75	222	6.56	167	7.63	194	0.44 x 1.13	11 x 29

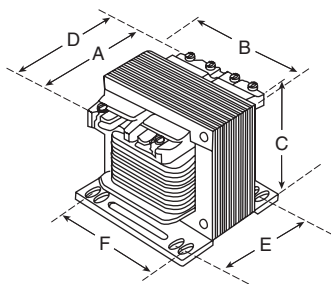


Figure 1

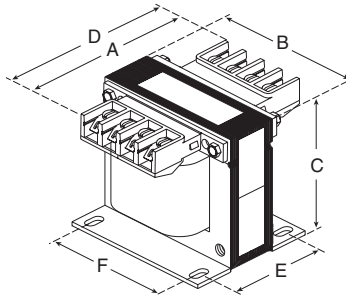


Figure 2

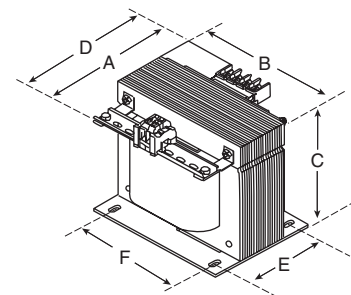


Figure 3

Square D® Type T and MultiTap™ Transformers

Type T transformers are designed with low impedance windings for excellent voltage regulation and can accommodate the high inrush current associated with contactors, starters, solenoids, and relays. As the most popular and complete line of control transformers with unmatched design innovations for top performance, Type Ts are manufactured using the most advanced insulating materials and are the best choice if size and cost are of concern. It is available in the MultiTap version, designed to respond to the increased need for voltage and stock flexibility. It combines multiple primary voltages with one or more secondary voltages, all in a single transformer.

VA UL/ CSA/ NOM	VA CE	Catalog No.	\$ Price	H in (mm)	W in (mm)	D in (mm)	Weight (lbs)
Primary 240 x 480 Secondary 120; Primary 230 x 460 Secondary 115; or Primary 220 x 440 Secondary 110							
25	25	9070T25D1	74.00	2.58 (65.5)	3.00 (76.2)	3.09 (78.5)	2.5
50	50	9070T50D1	77.00	2.58 (65.5)	3.00 (76.2)	3.09 (78.5)	2.5
75	75	9070T75D1	92.00	2.89 (73.4)	3.38 (85.8)	3.34 (84.8)	3.8
100	100	9070T100D1	103.00	2.89 (73.4)	3.38 (85.8)	3.34 (84.8)	3.8
150	150	9070T150D1	110.00	3.20 (81.3)	3.75 (95.3)	3.59 (91.2)	5.5
200	200	9070T200D1	136.00	3.20 (81.3)	3.75 (95.3)	3.59 (91.2)	5.5
250	160	9070T250D1	159.00	3.25 (82.6)	3.75 (95.3)	5.25 (133.4)	7.1
300	200	9070T300D1	176.00	3.80 (96.5)	4.50 (114.3)	4.70 (119.4)	8.5
350	250	9070T350D1	187.00	3.80 (96.5)	4.50 (114.3)	5.09 (129.3)	10.5
500	300	9070T500D1	233.00	3.80 (96.5)	4.50 (114.3)	5.46 (138.7)	11.9
750	500	9070T750D1	322.00	4.43 (112.5)	5.25 (133.4)	5.66 (143.8)	11.0
1000	630	9070T1000D1	390.00	4.43 (112.5)	5.25 (133.4)	6.04 (153.4)	20.6
1500	1000	9070T1500D1	558.00	6.16 (156.5)	7.06 (179.3)	5.81 (147.6)	34.0
2000	1500	9070T2000D1	678.00	6.16 (156.5)	7.06 (179.3)	7.04 (178.8)	47.0
3000	2000	9070T3000D1	941.00	8.46 (214.9)	9.00 (228.6)	6.86 (174.2)	60.0
5000	3000	9070T5000D1	1582.00	8.46 (214.9)	9.00 (228.6)	8.73 (221.7)	89.0

VA UL/ CSA/ NOM	VA CE	Catalog No.	\$ Price	H in (mm)	W in (mm)	D in (mm)	Weight (lbs)
Primary 240 x 480 Secondary 120/240; Primary 230 x 460 Secondary 115/230; or Primary 220 x 440 Secondary 110/220							
50	50	9070T50D31	90.00	2.58 (65.5)	3.00 (76.2)	3.09 (78.5)	2.5
75	75	9070T75D31	108.00	2.89 (73.4)	3.38 (85.8)	3.34 (84.8)	3.8
100	100	9070T100D31	121.00	2.89 (73.4)	3.38 (85.8)	3.34 (84.8)	3.8
150	150	9070T150D31	125.00	3.20 (81.3)	3.75 (95.3)	3.59 (91.2)	5.5
200	200	9070T200D31	182.00	3.20 (81.3)	3.75 (95.3)	3.59 (91.2)	5.5
250	160	9070T250D31	235.00	3.20 (81.3)	3.75 (95.3)	5.25 (133.4)	7.1
300	200	9070T300D31	248.00	3.80 (96.5)	4.50 (114.3)	4.70 (119.4)	8.5
350	250	9070T350D31	290.00	3.80 (96.5)	4.50 (114.3)	5.09 (129.3)	10.5
500	300	9070T500D31	303.00	3.80 (96.5)	4.50 (114.3)	5.46 (138.7)	11.9
750	500	9070T750D31	339.00	4.43 (112.5)	5.25 (133.4)	5.66 (143.8)	11.0
1000	630	9070T1000D31	473.00	4.43 (112.5)	5.25 (133.4)	6.04 (153.4)	20.6
1500	1000	9070T1500D31	816.00	6.16 (156.5)	7.06 (179.3)	5.81 (147.6)	34.0
2000	1500	9070T2000D31	905.00	6.16 (156.5)	7.06 (179.3)	7.04 (178.8)	47.0
3000	2000	9070T3000D31	1486.00	8.46 (214.9)	9.00 (228.6)	6.86 (174.2)	60.0
5000	3000	9070T5000D31	2010.00	8.46 (214.9)	9.00 (228.6)	8.73 (221.7)	89.0

VA UL/ CSA/ NOM	VA CE	Catalog No.	\$ Price	H in (mm)	W in (mm)	D in (mm)	Weight (lbs)
Primary 120 x 240 Secondary 120/240; Primary 115 x 230 Secondary 115/230; or Primary 110 x 220 Secondary 110/220							
50	50	9070T50D5	312.00	2.58 (65.5)	3.00 (76.2)	3.09 (78.5)	2.5
75	75	9070T75D5	324.00	2.89 (73.4)	3.38 (85.8)	3.34 (84.8)	3.8
100	100	9070T100D5	326.00	2.89 (73.4)	3.38 (85.8)	3.34 (84.8)	3.8
150	150	9070T150D5	348.00	3.20 (81.3)	3.75 (95.3)	3.59 (91.2)	5.5
200	200	9070T200D5	475.00	3.20 (81.3)	3.75 (95.3)	3.59 (91.2)	5.5
250	160	9070T250D5	477.00	3.25 (82.6)	3.75 (95.3)	5.25 (133.4)	7.1
300	200	9070T300D5	481.00	3.80 (96.5)	4.50 (114.3)	4.70 (119.4)	8.5
350	250	9070T350D5	483.00	3.80 (96.5)	4.50 (114.3)	5.09 (129.3)	10.5
500	300	9070T500D5	498.00	3.80 (96.5)	4.50 (114.3)	5.46 (138.7)	11.9
750	500	9070T750D5	560.00	4.43 (112.5)	5.25 (133.4)	5.66 (143.8)	11.0
1000	630	9070T1000D5	594.00	4.43 (112.5)	5.25 (133.4)	6.04 (153.4)	20.6
1500	1000	9070T1500D5	856.00	6.16 (156.5)	7.06 (179.3)	5.81 (147.6)	34.0
2000	1500	9070T2000D5	929.00	6.16 (156.5)	7.06 (179.3)	7.04 (178.8)	47.0
3000	2000	9070T3000D5	1588.00	8.46 (214.9)	9.00 (228.6)	6.86 (174.2)	60.0
5000	3000	9070T5000D5	2010.00	8.46 (214.9)	9.00 (228.6)	8.73 (221.7)	89.0

VA UL/ CSA/ NOM	VA CE	Catalog No.	\$ Price	H in (mm)	W in (mm)	D in (mm)	Weight (lbs)
Primary 600 Secondary 120; Primary 575 Secondary 115; or Primary 550 Secondary 110							
50	50	9070T50D5	90.00	2.58 (65.5)	3.00 (76.2)	3.09 (78.5)	2.5
75	75	9070T75D5	108.00	2.89 (73.4)	3.38 (85.8)	3.34 (84.8)	3.8
100	100	9070T100D5	121.00	2.89 (73.4)	3.38 (85.8)	3.34 (84.8)	3.8
150	150	9070T150D5	153.00	3.20 (81.3)	3.75 (95.3)	3.59 (91.2)	5.5
200	200	9070T200D5	195.00	3.20 (81.3)	3.75 (95.3)	3.59 (91.2)	5.5
250	160	9070T250D5	242.00	3.25 (82.6)	3.75 (95.3)	5.25 (133.4)	7.1
300	200	9070T300D5	248.00	3.80 (96.5)	4.50 (114.3)	4.70 (119.4)	8.5
350	250	9070T350D5	288.00	3.80 (96.5)	4.50 (114.3)	5.09 (129.3)	10.5
500	300	9070T500D5	314.00	3.80 (96.5)	4.50 (114.3)	5.46 (138.7)	11.9
750	500	9070T750D5	443.00	4.43 (112.5)	5.25 (133.4)	5.66 (143.8)	11.0
1000	630	9070T1000D5	558.00	4.43 (112.5)	5.25 (133.4)	6.04 (153.4)	20.6
1500	1000	9070T1500D5	780.00	6.16 (156.5)	7.06 (179.3)	5.81 (147.6)	34.0
2000	1500	9070T2000D5	905.00	6.16 (156.5)	7.06 (179.3)	7.04 (178.8)	47.0
3000	2000	9070T3000D5	1276.00	8.46 (214.9)	9.00 (228.6)	6.86 (174.2)	60.0
5000	3000	9070T5000D5	2010.00	8.46 (214.9)	9.00 (228.6)	8.73 (221.7)	89.0

VA UL/ CSA/ NOM	VA CE	Catalog No.	\$ Price	H in (mm)	W in (mm)	D in (mm)	Weight (lbs)
Primary 120 Secondary 120; Primary 115 Secondary 115; or Primary 110 Secondary 110							
50	50	9070T50D24	312.00	2.58 (65.5)	3.00 (76.2)	3.09 (78.5)	2.5
75	75	9070T75D24	324.00	2.89 (73.4)	3.38 (85.8)	3.34 (84.8)	3.8
100	100	9070T100D24	326.00	2.89 (73.4)	3.38 (85.8)	3.34 (84.8)	3.8
150	150	9070T150D24	348.00	3.20 (81.3)	3.75 (95.3)	3.59 (91.2)	5.5
200	200	9070T200D24	475.00	3.20 (81.3)	3.75 (95.3)	3.59 (91.2)	5.5
250	160	9070T250D24	477.00	3.25 (82.6)	3.75 (95.3)	5.25 (133.4)	7.1
300	200	9070T300D24	481.00	3.80 (96.5)	4.50 (114.3)	4.70 (119.4)	8.5
350	250	9070T350D24	483.00	3.80 (96.5)	4.50 (114.3)	5.09 (129.3)	10.5
500	300	9070T500D24	498.00	3.80 (96.5)	4.50 (114.3)	5.46 (138.7)	11.9
750	500	9070T750D24	560.00	4.43 (112.5)	5.25 (133.4)	5.66 (143.8)	11.0
1000	630	9070T1000D24	594.00	4.43 (112.5)	5.25 (133.4)	6.04 (153.4)	20.6
1500	1000	9070T1500D24	717.00	6.16 (156.5)	7.06 (179.3)	5.81 (147.6)	34.0
2000	1500	9070T2000D24	929.00	6.16 (156.5)	7.06 (179.3)	7.04 (178.8)	47.0
3000	2000	9070T3000D24	1463.00	8.46 (214.9)	9.00 (228.6)	6.86 (174.2)	60.0
5000	3000	9070T5000D24	2010.00	8.46 (214.9)	9.00 (228.6)	8.73 (221.7)	89.0

VA UL/ CSA/ NOM	VA CE	Catalog No.	\$ Price	H in (mm)	W in (mm)	D in (mm)	Weight (lbs)
Primary 277 Secondary 120							
50	50	9070T50D4	90.00	2.58 (65.5)	3.00 (76.2)	3.09 (78.5)	2.5
75	75	9070T75D4	108.00	2.89 (73.4)	3.38 (85.8)	3.34 (84.8)	3.8
100	100	9070T100D4	121.00	2.89 (73.4)	3.38 (85.8)	3.34 (84.8)	3.8
150	150	9070T150D4	153.00	3.20 (81.3)	3.75 (95.3)	3.59 (91.2)	5.5

VA UL/ CSA/ NOM	VA CE	Catalog No.	\$ Price	H in (mm)	W in (mm)	D in (mm)	Weight (lbs)
Primary 277 Secondary 120 (continued)							
200	200	9070T200D4	195.00	3.20 (81.3)	3.75 (95.3)	3.59 (91.2)	5.5
250	160	9070T250D4	242.00	3.25 (82.6)	3.75 (95.3)	5.25 (133.4)	7.1
300	200	9070T300D4	248.00	3.80 (96.5)	4.50 (114.3)	4.70 (119.4)	8.5
350	250	9070T350D4	288.00	3.80 (96.5)	4.50 (114.3)	5.09 (129.3)	10.5
500	300	9070T500D4	314.00	3.80 (96.5)	4.50 (114.3)	5.46 (138.7)	11.9
750	500	9070T750D4	443.00	4.43 (112.5)	5.25 (133.4)	5.66 (143.8)	11.0
1000	630	9070T1000D4	558.00	4.43 (112.5)	5.25 (133.4)	6.04 (153.4)	20.6
1500	1000	9070T1500D4	780.00	6.16 (156.5)	7.06 (179.3)	5.81 (147.6)	34.0
2000	1500	9070T2000D4	905.00	6.16 (156.5)	7.06 (179.3)	7.04 (178.8)	47.0
3000	2000	9070T3000D4	1276.00	8.46 (214.9)	9.00 (228.6)	6.86 (174.2)	60.0
5000	3000	9070T5000D4	2010.00	8.46 (214.9)	9.00 (228.6)	8.73 (221.7)	89.0

VA UL/ CSA/ NOM	VA CE	Catalog No.	\$ Price	H in (mm)	W in (mm)	D in (mm)	Weight (lbs)
Primary 240 x 480 Secondary 120/240; Primary 230 x 460 Secondary 115/230; or Primary 220 x 440 Secondary 110/220							
50	50	9070T50D31	125.00	2.58 (65.5)	3.00 (76.2)	3.09 (78.5)	2.5
75	75	9070T75D31	131.00	2.89 (73.4)	3.38 (85.8)	3.34 (84.8)	3.8
100	100	9070T100D31	138.00	2.89 (73.4)	3.38 (85.8)	3.34 (84.8)	3.8
150	150	9070T150D31	182.				