

Powerful. Portable. Affordable.

TDS3000B Series Digital Phosphor Oscilloscopes



Unit Size: 14.8" wide (375.0 mm) x 6.9" high (176.0 mm) x 5.9" deep (149.0 mm)

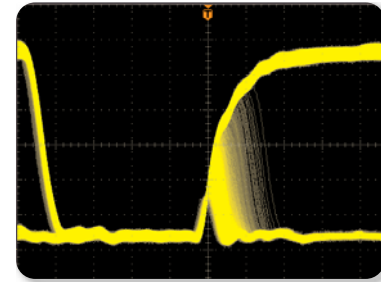
- ▶ Choice of 100 to 600 MHz bandwidths to meet the needs of your most demanding projects.
- ▶ Be sure to capture a complete view of your signal with digital real-time (DRT) sampling technology and $\sin(x)/x$ interpolation.
- ▶ Capture glitches and infrequent events 3X faster than other oscilloscopes in its class with 3,600 wfms/s continuous waveform capture rate.
- ▶ Real-time intensity-graded color display to locate and analyze waveform anomalies that can be elusive or invisible on comparable oscilloscopes.
- ▶ WaveAlert® automatic waveform anomaly detection provides instant 3-D recognition of transients.
- ▶ Plug-in application and communication modules extend the application-specific features needed for the job at hand.
- ▶ Compact, lightweight, battery-capable design with optional plug-in printer to take you anywhere the job requires.

Applications:

- ▶ Digital Design, Debug and Test
- ▶ Power Supply Design
- ▶ Video Installation and Service
- ▶ Telecommunications Mask Testing

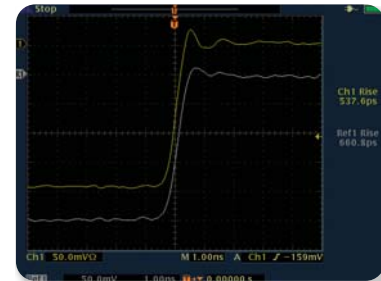
Because Your Design Demands More Than Last Year's Technology

Many oscilloscopes lack the performance and features to stay abreast of the digital evolution. The TDS3000B Series digital phosphor oscilloscopes deliver the power, portability and affordability needed to tackle tough design challenges. With 3,600 wfms/s continuous waveform capture rate, up to 600 MHz bandwidth, digital real-time (DRT) sampling technology with 5 GS/s maximum real-time sample rate, and WaveAlert waveform anomaly detection—all in a compact battery-capable package—the TDS3000B Series is the most powerful, portable and affordable combination available.



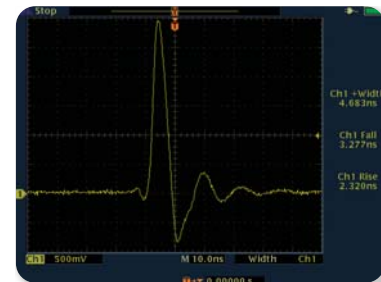
▶ High Waveform Capture Rate

Provides unmatched insight into complex signal behavior, such as metastable events.



▶ Up to 600 MHz Bandwidth

Offers a 20% improvement in rise time measurement accuracy, as illustrated with a 20 ps rising edge measured on 500 and 600 MHz instruments.



▶ DRT Sampling Technology

Capture high-frequency information, such as glitches and edge anomalies, that eludes comparable oscilloscopes.

Boost Your Productivity With Superior Signal Acquisition

A DPO Delivers Superior Insight into Complex Signals

The TDS3000B Series' exceptional waveform capture rate delivers unmatched signal fidelity to make it easier to capture, measure and analyze waveforms in real-time, instead of painstakingly combing through histories, or missing them altogether. Their intensity-graded color display provides information about the frequency of occurrence of signal amplitudes and widths to locate and characterize waveform anomalies that can be elusive on other oscilloscopes in its class.

Higher Speeds Demand Greater Bandwidth

You face faster clock rates and edge speeds, increasingly complex signals and mounting time-to-market pressures. The higher the bandwidth of your oscilloscope, the more accurate the reproduction of your signal. The TDS3000B Series offers a wide range of bandwidth selections to best suit the needs of your most demanding projects, so that you can complete your tasks on time and with confidence.

Quickly Debug and Characterize Signals with DRT Sampling Technology and Sin(x)/x Interpolation

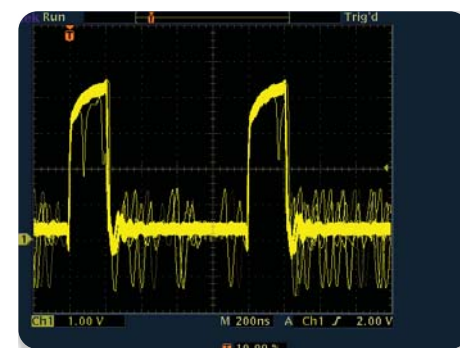
You need the confidence and trust that you're accurately capturing the details of your signal. If an oscilloscope's sample rate isn't fast enough, transient signal details can be lost, resulting in errors. Equipped with digital real-time (DRT) sampling technology, the TDS3000B Series acquires signals in real time, capturing enough samples of the signal needed to faithfully reconstruct a waveform in a single acquisition cycle. DRT sampling technology allows you to characterize a wide range of signal types on all channels simultaneously and makes it possible to capture high-frequency information, such as glitches and edge anomalies, that eludes other oscilloscopes in its class.

The TDS3000B Series pairs DRT sampling technology with $\sin(x)/x$ interpolation to ensure accurate reconstruction of each waveform. In order to reconstruct an original signal from a sampled signal, an oscilloscope interpolates between data points. Unlike linear interpolation, which can lead to inaccurate reconstruction, $\sin(x)/x$ interpolation ensures precise signal reconstruction.

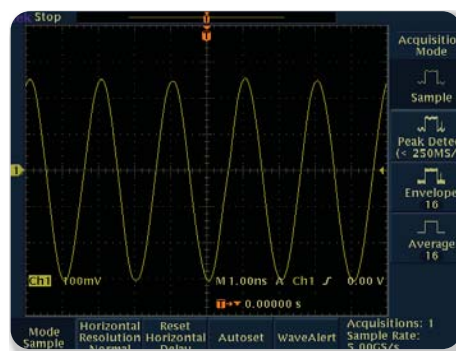
Together, DRT sampling technology and $\sin(x)/x$ interpolation deliver a complete view of your signal to speed debug and characterization.

WaveAlert® Enhances Your Troubleshooting Ability

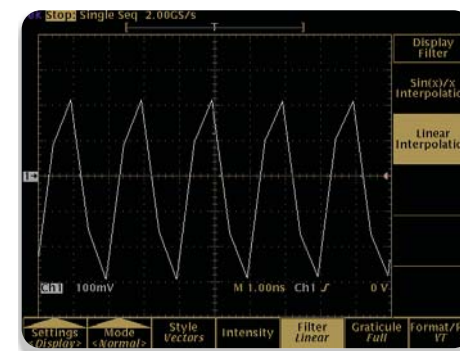
WaveAlert waveform anomaly detection speeds your troubleshooting tasks by helping you find those elusive problems faster. Because WaveAlert can stop an acquisition, sound a beep, make a hard copy or save the waveform when it detects an anomaly, you can run tests over long time periods—even unattended—to find those challenging, very infrequent failures.



► Capture glitches and infrequent events 3X faster than comparable oscilloscopes with the TDS3000B DPO.



► The TDS3054B's 5 GS/s real-time sample rate and $\sin(x)/x$ interpolation ensure accurate reconstruction of a 500 MHz sine wave.



► Even with 2 GS/s sample rate, which exceeds the Nyquist requirement of 2X oversampling, linear interpolation does not provide accurate reconstruction of the same 500 MHz sine wave.

Flexible Features for Every Application

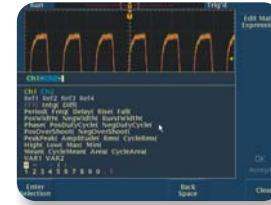
Transform your TDS3000B Series into the ideal tool for a range of applications with application-specific modules and other recommended accessories.

TDS3000B Series Recommended Accessories

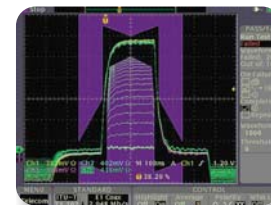
TDS3GV Communication Module	GPIB, VGA and RS-232 interfaces Includes TDSPCS1 OpenChoice® Software
TDS3AAM Advanced Analysis Module	Adds extended math capability, arbitrary math expressions, measurement statistics and additional automated measurements
TDS3LIM Limit Testing Module	Offers fast, accurate Go/No Go verification that tested circuits are operating within intended parameters
TDS3TMT Telecommunications Mask Testing Module	Pass/Fail compliance testing of ITU-T G.703 and ANSI T1.102 standards, custom mask editing and more
TDS3VID Extended Video Editing Module	Adds Video QuickMenu, Autoset, Holdoff, Line Count Trigger, Video Picture mode, Vectorscope mode, HDTV format triggering and more
TDS3SDI 601 Serial Digital Video Module	Identify and analyze ITU-R BT.601 video signals, video picture mode with bright line select, vectorscope mode, HDTV format triggering and more
TDS3BATB Battery Pack	For up to 3 hours of continuous operation without line power
TDS3PRT Plug-In Printer	Adds easy, portable documentation capability, even when operating on battery power
AC3000	Soft carrying case
HCTEK321	Hard carrying case
RM3000	Rackmount kit

TDS3000B Series Recommended Software

TDSPCS1 OpenChoice® Software	A collection of applications that enables fast and easy documentation and analysis of measurement results
WaveStar™ Software	Offers live remote waveform reproduction, active remote control of oscilloscope-specific settings, advanced measurement and power harmonics analysis



▶ **TDS3AAM Advanced Analysis Module**




▶ **TDS3TMT Telecommunications Mask Testing Module**



▶ **TDS3SDI 601 Serial Digital Video Module**



▶ **TDS3PRT Plug-in Printer**



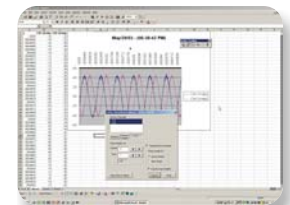
▶ **TDS3LIM Limit Testing Module**



▶ **TDS3VID Extended Video Module**



▶ **TDS3BATB Battery Pack**



▶ **TDS3GV Communication Module with TDSPCS1 OpenChoice® Software**

Ordering Information

TDS3012B, TDS3014B, TDS3024B, TDS3032B, TDS3034B,
TDS3044B, TDS3052B, TDS3054B, TDS3064B

Standard Accessories: probes, power cord, documentation,
accessory tray, protective front cover and calibration certificate

Recommended Option

Option PB – Available on all TDS3014B, TDS3024B, TDS3034B,
TDS3044B, TDS3054B and TDS3064B models. Includes TDS3GV
Communication Module with TDSPCS1 OpenChoice® Software,
TDS3AAM Advanced Analysis Module and TDS3LIM Limit Testing
Module.

Recommended Accessories

TDS3AAM – Advanced Analysis Module

TDS3LIM – Limit Testing Module

TDS3TMT – Telecom Mask Testing Module

TDS3VID – Extended Video Module

TDS3SDI – 601 Serial Digital Video Module

TDS3GV – Communication Module

TDSPCS1 – OpenChoice® Software

WSTRO – WaveStar™ Software

TDS3BATB – Battery pack

TDS3CHG – Fast charger for battery pack

TDS3PRT – Plug-in printer

AC3000 – Soft case to carry instrument

HCTEK321 – Hard case to carry instrument

RM3000 – Rackmount kit

TNGTDS01 – Operator Training Kit

Recommended Probes

ADA400A – 100X, 10X, 1X, 0.1X high-gain differential amplifier

P6243 – 1 GHz, ≤1 pF input C 10X active probe

P5205 – 1.3 kV, 100 MHz high-voltage differential probe

P5210 – 5.6 kV, 50 MHz high-voltage differential probe

P5100 – 2.5 kV, 100X high-voltage passive probe

TCP202 – 15 A, DC + peak AC 50 MHz AC/DC current probe

TCP303*1 – 15 MHz, 150 A current probe

TCP305*1 – 50 MHz, 50 A current probe

TCP312*1 – 100 MHz, 30 A current probe

TCPA300 – 100 MHz probe amplifier

TCP404XL*2 – 2 MHz, 500 A current probe

TCPA400 – 50 MHz probe amplifier

Made Right for Your Applications

Models	Channels	Bandwidth (MHz)	Sample Rate ³ (GS/s)	Continuous Waveform Capture Rate (wfms/s)	Price
TDS3064B	4	600	5	3,600	
TDS3054B	4	500	5	3,600	
TDS3052B	2	500	5	3,600	
TDS3044B	4	400	5	3,600	
TDS3034B	4	300	2.5	3,600	
TDS3032B	2	300	2.5	3,600	
TDS3024B	4	200	2.5	3,600	
TDS3014B	4	100	1.25	3,600	
TDS3012B	2	100	1.25	3,600	

Built-in Ethernet and floppy drive standard.

¹ Requires TCPA300 probe amplifier.

² Requires TCPA400 probe amplifier.

³ Digital real-time (DRT) sampling technology.

Copyright © 2004, Tektronix, Inc. All rights reserved. Tektronix products are covered by U.S. and foreign patents, issued and pending. Information in this publication supersedes that in all previously published material. Specification and price change privileges reserved. TEKTRONIX and TEK are registered trademarks of Tektronix, Inc. All other trade names referenced are the service marks, trademarks or registered trademarks of their respective companies.

12/04 TNWOW

3GW-16801-4

