

## Single Output Industrial Power Supplies



- ◆ Power factor Corrected
- ◆ Wide range output adjustment
- ◆ Single wire current share
- ◆ Input transient protection
- ◆ UL508 Industrial Controls Approval
- ◆ Factory Mutual Approval (Class 1, Div 2)
- ◆ 5 Year Warranty

**RoHS**

### JFS Features and Benefits

Feature	Benefit
<ul style="list-style-type: none"> <li>◆ UL508 &amp; Factory Mutual Approvals</li> <li>◆ 5 Year Warranty</li> <li>◆ Power Factor Corrected</li> <li>◆ EN61000-4 Input Transient</li> </ul>	<ul style="list-style-type: none"> <li>◆ Easier end system certification</li> <li>◆ Lower Cost of Ownership</li> <li>◆ Supports Global Use</li> <li>◆ Withstands surges in harsh environments</li> </ul>

### Specifications

MODELS		JFS0500	JFS0750	JFS1000	JFS1500	JFS2000
ITEMS						
AC Input Voltage	-	85-265VAC (170-265VAC JFS2000), 47-63Hz				
DC Input Voltage Range	-	120-330VDC (240-330VDC for JFS2000)				
Input Current (typ@110VAC)	A rms	6	9	12	20	12(1)
Inrush Current (110 / 220VAC)	A	35 / 70				- / 70
Efficiency (typ@110VAC)	%	75				82(2)
Power Factor	-	Meets EN61000-3-2 (0.99 typical)				
Overcurrent Protection	-	<110% (auto recovery)				
Overvoltage Protection	V	24V models set at 30V, 48V models set at 60V (auto recovery)				
Hold Up Time (Typ)	ms	16				
Transient Reponse	-	For 25% load change, recovers to regulation within 5ms				
Remote Sense	-	Compensates for 0.25V drop per leg				
Remote Adjust	-	With either external Resistor or Voltage				
Remote On / Off	-	Low = OFF, Open = ON				
Signals & Indicators	-	Open Collector AC Fail and DC Good, Green LED				
Parallel Connection	-	Single wire current share				
Operating Temperature	°C	-20 to +70°C, derate linearly to 50% load from 50°C (30 min warm up at -20°C)				
Storage Temperature	°C	-40 to +85				
Humidity (non condensing)	%RH	10 - 90				
Cooling	-	Internal fan				
Withstand Voltage	-	Input - Ground 2kVAC, Input - Output 3kVAC, Output - Ground 500VDC				
Vibration	-	Per IEC68-2-6				
Shock	-	Per IEC68-2-27				
Safety Agency Approvals	-	UL508, UL60950, CSA22.2 No.60950, EN60950, FM3611 & CE Mark				
Conducted & Radiated EMI	-	EN55022 Class A, FCC Docket 20780 Part 15, subpartJ, Class A				
Weight (Net / Shipping)	lbs	6 / 7	7 / 8			9 / 10
Size (WxHxD)	mm	See output line drawings				
Warranty	-	5 years				

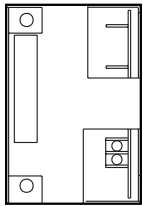
Notes: (Consult Installation Manual for detailed specifications, test methods and application notes)

- (1) At 220VAC
- (2) At 170VAC


## Output Ratings

Model	Nom. Volt.	Adjust. Range	Min Load	Max Current	Load Reg (mV)	Line Reg (mV)	Ripple & Noise (mV p-p)
JFS0500-24	24V	20 - 29	0	20.8	< 240	< 240	250
JFS0750-24	24V	20 - 29	0	31.2	< 240	< 240	250
JFS1000-24	24V	20 - 29	0	41.6	< 240	< 240	250
JFS1500-24	24V	20 - 29	0	62.5	< 240	< 240	250
JFS2000-24	24V	20 - 29	0	83.3	< 240	< 240	250
JFS0500-48	48V	36 - 56	0	10.4	< 480	< 480	500
JFS0750-48	48V	36 - 56	0	15.6	< 480	< 480	500
JFS1000-48	48V	36 - 56	0	20.8	< 480	< 480	500
JFS1500-48	48V	36 - 56	0	31.2	< 480	< 480	500
JFS2000-48	48V	36 - 56	0	41.6	< 480	< 480	500


## JFS0750/1000 Outline Drawing



FRONT VIEW



SIDE VIEW

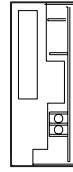


BOTTOM VIEW

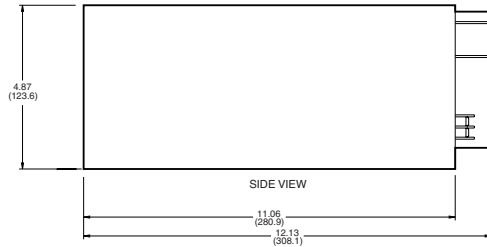
## Other Lambda Industrial Products

HWS	15W to 1500W Single Output
LZS, LZSa	250W to 1500W Single Output
DLP, DPP, DSP	10 to 480W DIN Rail Single Output


## JFS0500 Outline Drawing



FRONT VIEW



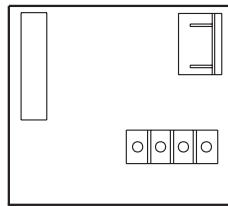
SIDE VIEW




NOTE:  
 1. DIMENSIONS ARE IN INCHES EXCEPT DIMENSIONS ( ) ARE IN MM.  
 2. WEIGHT: NET 6.0 LBS, SHIPPING 7.0 LBS.

PRELIMINARY


## JFS1500/2000 Outline Drawing



FRONT VIEW



SIDE VIEW



BOTTOM VIEW