



Switchcraft®

[Previous Page](#) | [Return to Index](#) | [Next Page](#)



1/4" FLAT PLUG PHONE PLUGS

1. Series 220
2. Series 230
3. Series S230
4. No. 238

[click here to download a schematic drawing](#)

(you will need to have Adobe Acrobat installed on your system to do this)



FEATURES

- * Ideal where conventional long handled plugs are not suited to design of equipment. "Chassis-hugging" phone plugs allow cables to be brought out at right angles to equipment.
- * Removable plastic cap for easy assembly of wire leads to either screw or solder lug terminals. Adapter clips on types 220 and 225 make it convenient to clamp standard phone tips to terminals.
- * Terminals and body of plug mechanically interlocked, eliminating probability of any shifting.
- * Cover is black or red plastic; plug body is a rugged assembly of all metal parts.
- * One-piece tip rod staked into tip terminal to insure tightness, no disassembly of tip during use of plug.
- * High grade insulation.
- * Terminal identification permanently stamped into base plate adjacent to each terminal. Letter "T" denotes tip connection; "R" denotes ring sleeve; "S" terminal is the sleeve or body connection (no identification on types 228, 238).
- * Cover molds designed so customer's name or trademark inserts can be added. Call for details.

SPECIFICATIONS

Tip Rod and Sleeve: Nickel-plated copper alloy.

Terminals: Tinned copper alloy.

Handle: Black or red plastic. Numbers 228 and 238, steel, nickel-plated.

2- or 3-CONDUCTOR/SHIELDED HANDLE

Part No.	Terminal	Typical Mating Jack ^{1, 2}	Conductor	Handle	Handle Part No.
228	Solder	11	2	Shielded	S3067
238	Lug	12B	3		

¹ Nickel plated steel handle. Two screws (Part Number P15823) required to mount handle.

² Other mating plugs are available.

³ Accommodates cables from .219 inch outside diameter to .250 inch outside diameter
Ideal for music equipment use.

3-CONDUCTOR/PLASTIC HANDLE

.206 diameter sleeve and tip - Ref. Note #3 only

Part No.	Terminal	Typical Mating Jack ¹	Handle	Handle Part No. ⁴
230	Screw ³	12B	Black	M1005
ý 235	Screw		Red	M1006
237	Solder		Black	M1005
ý 239	Solder		Red	M1006
ý S230	Screw ³	S12B2	Black	M1005

¹ Switchcraft Part Number Other mating plugs are available.

² Part Number S230 is the commercial version of military Type PJ068 (Switchcraft Number 480) plug. Mates with S12B, S13B, M444, MT342B, MT344B Jacks and others. Other mating plugs are available.

For applications where it is desirable to polarize, use plugs of different sizes to prevent insertion of incorrect equipment. Sleeve and tip diameter of these plugs is .206 inches
Mates with S830, S1230 Extension-Jax® jacks and S12B, S13B Littel-Jax® phone jacks.

³ Switchcraft Replacement Part Number P10292. 3 screws required.

⁴ Three screws (Number P1039) required to mount handle.

ý Special order only. Contact Switchcraft.

2-CONDUCTOR/PLASTIC HANDLE

Part No.	Terminal	Typical Mating Jack ¹	Handle	Handle Part No. ⁴
220	Screw	11	Black	M1005
225	Screw		Red	M1006
227	Solder Lug		Black	M1005
229	Solder Lug		Red	M1006
2P1509	Screw		Less Handle	--


¹ Switchcraft Part Number; see jack section for additional mating jacks.

² Switchcraft replacement Part Number P10292. 2 screws required per plug. Clips for phone tips. Part Number S1832.

³ Three screws (Number P1039) required to mount handle.

[Previous Page](#) | [Return to Index](#) | [Next Page](#)

To search a category please click on the corresponding icon:



| [Connectors](#) | [Jacks and Plugs](#) |
| [Patch Panels, Patch Kits & Jackfields](#) | [Cable Assemblies and Patch Cords](#) | [Switches](#) |

All products shown are covered by Switchcraft's limited lifetime warranty.

| [Switchcraft home](#) |
[About Us](#) | [Products](#) | [What's New](#) | [Search](#) | [Contact Us](#)

SWITCHCRAFT, INC. 5555 N. Elston Ave.
Chicago, IL 60630 • 773 792-2700 • FAX: 773 792-2129
www.switchcraft.com

1/4" FLAT PLUG PHONE PLUGS

