

Brilliance by design

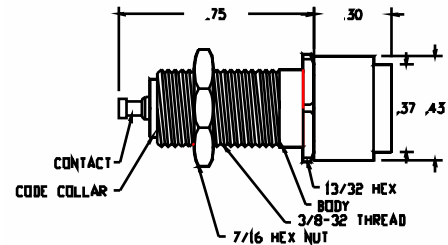
Panel Mount Front Relampable Incandescent or LED (page 1 of 2)

MODEL 855-S (standard body)

Among the outstanding features of the 855 Series are • Small Mounting Size • Front Bulb Servicing • Interchangeable Lens Assemblies. Contact pressure is maintained by a silicone rubber pressure pad. Pressure pad seals out moisture front to back. Uses T-1 3/4 Midget Flange Based bulb, Incandescent bulb or LED.



Suggested mounting diameter 3/8"



17/32 (.53) suggested min. ctr to ctr spacing

855

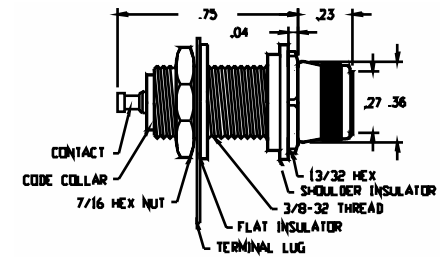
MODEL 855-SI (insulated body)

The 855-SI Model is the two-terminal version of the 855-SI Model. The body is insulated from the panel (or case) by insulating washers. Electrical contact with the body is made through a solder lug. Designed specifically to use T-1 3/4 Midget Flange Based Bulbs, Incandescent or LED.















NOTE: Below are the most popular lenses. (Contact factory for other types) See page A-1 for hot stamping particulars.

Suggested mounting diameter 27/64"



17/32 (.53) suggested min. ctr to ctr spacing

LENS STYLES

<p>Q Clear anodized bezel allows 180½ visibility</p> 	<p>STD Full 120° visibility and maximum illumination</p> 	<p>SE Edgelight for plastic panels Small diameter light gasket minimizes wasted panel space.</p> 
<p>QB Same as Q lens except with black anodized bezel.</p> 	<p>M Large lens for maximum visibility from all angles. Engineered to offer the most uniform light distribution. Full 180° visibility</p> 	<p>DDS DIMMER: Rotating outer collar changes light output from full to minimum. Rotation to dim can be clockwise or counter-clockwise. Easy adjustment.</p> 
<p>DSC Clear anodized bezel prevents sidelight emission.</p> 	<p>MB Same as M lens except with black anodized bezel.</p> 	<p>U UNLIMITED: Has no lens to diminish light output. Specifically suited to T-1 3/4 flanged based LED for maximum light output</p> 
<p>DS Same as DSC lens except with black anodized bezel.</p> 	<p>D Skirted lens covers metal parts for neat panel appearance Large lighted surface assures positive indication.</p> 	<p>I ILLUMINATOR: Slot on one side emits light for illuminating copy on mounting surface. Available with metal front preventing outward illumination, or with colored lens for easy item identification.</p> 

Brilliance by design

Panel Mount Front Relampable Incandescent or LED (page 2 of 2)

MODEL 855

855

LENS COLORS	MATERIAL	CODING COLLAR COLORS**
-------------	----------	------------------------

GENERAL PURPOSE
Translucent
R - Red
W - White
*B - Blue
G - Green
A - Amber

LEXAN
Transparent
RTP - Red
*BTP - Blue
GTP - Green
ATP - Amber
CTP - Clear

Translucent
RTL - Red
WTL - White
*BTL - Blue
GTL - Green
ATL - Amber

BODY
Brass SAE 72
Nickel Plate OQ-N-290
LENS
Lexan LP-393
Nylon MIL-M-20693
Aluminum 2024-T4
Anodize MIL-A-8625
Brass SAE 72
Nickel Plate QQ-N-290
TERMINALS
Brass SAE 72
Tin Plate MIL-T-10727
CODE COLLAR
Nylon MIL-M-20693
HARDWARE
Brass SAE 72
Nickel Plate QQ-N-290
Nylon MIL-M-20693
Linen Base Phenolic
MIL-P-15035

0 — BLACK	5 — GREEN
1 — BROWN	6 — BLUE
2 — RED	7 — VIOLET
3 — ORANGE	8 — GREY
4 — YELLOW	9 — WHITE (default)

LEGEND FOR LENS DIMENSION

LENS STYLES	Height		Lens Dia.	Bezel Dia.
	S	SI		
STD, I	5/16	11/32	17/64	3/8
D	21/64	3/8	3/8	1/2
DS, DSC, Q, QB	23/64	25/64	23/64	7/16
M, MB	5/8	21/32	7/16	1/2
SE	27/64	15/32	-	1/2
DDS	25/64	7/16	-	3/8
U	15/64	17/64	-	3/8

FACTS PERTINENT TO THE MODEL 855

1. Both Series are available with color coding collars to simplify wiring.
2. Both body styles are available with STD, DS, D, DSC, Q, QB, DDS, U, I, SE, M and MB lenses.
3. Both Series can be furnished in splashproof versions upon request. (Contact Factory for Unique part number).
4. The D, DS, DSC, Q and QB lenses can be furnished as a bi-color (Bi-color lenses show white when not lit, color when lit).
5. Both Series can be furnished with RFI Shielding (Contact Factory for Unique part number).
6. Q, QB, DSC and DS lenses only are available in plain lens styles (Contact Factory for information).
7. Both body styles can be furnished in rear relampable versions.
8. Both body styles can be furnished in rear mounting versions.

*Not recommended for LEDs

**Color Collars are available in choice of EIA colors to simplify wiring by color coding.

*** For Lamp Specs, see page A-4
For LED Specs, see Model 510
page 7-4

HOW TO ORDER

EXAMPLE:

