

Shock-Safe Fuseholder, 5 x 20 / 6.3 x 32 mm, Slot Knob, vertical, 4 W / 16 A, IEC: 500 VAC, UL/CSA: 250 VAC

new



500 VAC · 4 W / 16 A (VDE) · 250 VAC · 30 A (UL/CSA)



### Description

- Fuseholder for 500 VAC applications
- Fuseholder with high rated power acceptance
- Same drilling diagram (FUP and FUA)
- Fits to type:

### Standards

- IEC 60127-6
- UL 512
- CSA C22.2 no. 39

### Approvals

- UL File Number: E39328

### Applications

- Equipment with three-phase supply (400 VAC)
- Applications with rated current up to 16 A (VDE)
- Industrial electronic


### References

[General Product Information](#)

### Weblinks

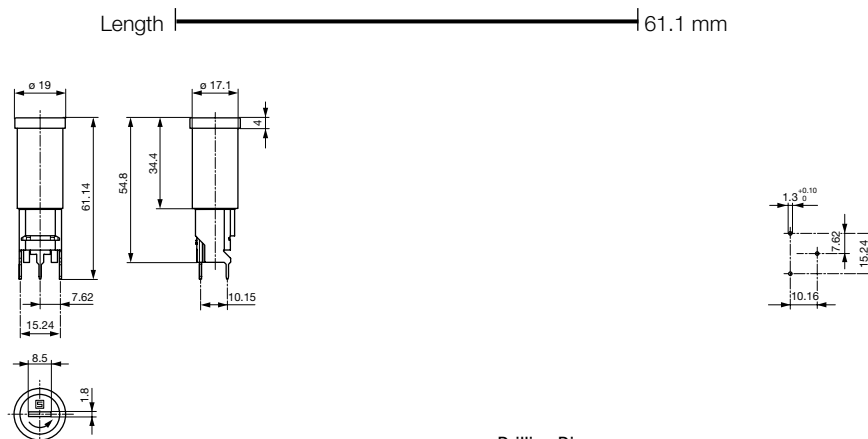
[Approvals](#), [RoHS](#), [CHINA-RoHS](#), [e-Store](#), [SCHURTER-Stock-Check](#), [Distributor-Stock-Check](#)

### Technical Data

Shocksafe Category	PC2
Fuse-Link	5 x 20 or 6.3 x 32 mm
Mounting	PCB
Terminal	Solder THT
Rated Voltage	500VAC (VDE), 250VAC (UL/CSA)
Rated Current	16 A (VDE), 30 A (UL/CSA)
Rated Power Acceptance IEC	4 W / 16 A @ Ta 23 °C Admissible power acceptance at higher ambient temperature see derating curves
Degree of Protection	IP 40
Protection Class	Suitable for appliances with protection class I or II acc. to IEC 61140
Admissible Ambient Air Temp.	-40 °C to 85 °C
Material: Socket	Thermoset, black, UL 94V-0
Material: Terminals	Tin-Plated Copper Alloy
Unit Weight (Socket/Cap)	14 g / 14 g
Storage Conditions	0 °C to 60 °C, max. 70% r.h.
Product Marking	 Type, Voltage Rating, Power Acc./Current Rating, Approvals

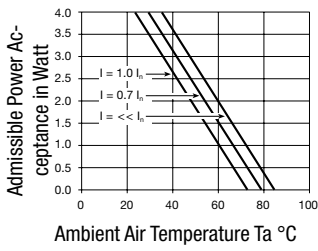
Soldering Methods	Wave
Solderability	235 °C / 2 sec acc. to IEC 60068-2-20, Test Ta, method 1
Resistance to Soldering Heat	260 °C / 10 sec acc. to IEC 60068-2-20, Test Ta, method 1
Contact Resistance	< 5 mΩ at 20 mV
Dielectric Strength	> 3 kV between L-N (50 Hz; 1 min)
Impulse Withstand Voltage	> 4 kV between L-N
Insulation Resistance	> 10 MΩ between L-N (500 VDC; 1 min)
Overvoltage Category	I - III acc. to IEC 60664-1
Pollution Degree	2 acc. to IEC 60664-1

### Dimensions



Drilling Diagram

## Derating Curves for Fuseholders



## Variants

[Distributor-Stock-Check](#) | [SCHURTER-Stock-Check](#) | [e-Store](#)

Holder	Cap	Fuse-Link	Degree of Protection	Remark	Order Number
●	-	5 x 20 or 6.3 x 32mm	IP 40	-	0031.2550
●	Slot Knob	5 x 20mm	IP 40	0031.2550 + 0031.2323	0031.2560
●	Slot Knob	6.3 x 32mm	IP 40	0031.2550 + 0031.2321	0031.2570

**Packaging Unit** Bulk (25 pcs.)

## Required Accessory

### Description



Caps to FUL, FUP, FUA  
Caps to Holder FUL, FUP, FUA

Slot Knob, 6.3 x 32 mm, IP 40	0031.2321
Slot Knob, 5 x 20 mm, IP 40	0031.2323