


PSA-120



120 W LOW COST OPEN FRAME POWER SUPPLY
PSA120 Single Output Series

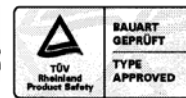

Dimensions

Length: 127mm (5inch)
Height: 33.10mm (1.30inch)
Width: 76.2mm (3inch)
Weight: 0.72Kg (25.40oz.)

MODEL	DC OUTPUT VOLTAGE	LOAD	
		Min.	Max.
PSA120-050	+5V	0A	15A
PSA120-120	+12V	0A	10A
PSA120-240	+24V	0A	5A



120 Watt Low Cost Open Frame Power Supply PSA120 Single Output Series



Features

- 3" x 5" Footprint
- Low Profile fits 1U Height Requirement
- Class B Conducted EMI
- Low Cost
- Zero Minimum Load
- Over Voltage and Short Circuit Protection

Applications

- Low Profile Racks
- POS Terminals
- Network Hubs
- Computer Peripherals
- Routers
- Gaming Machines

Safety Approvals

- cUL/UL
- CE (Low Voltage Directive)
- TUV

Mechanical Characteristics

- Length: 127mm (5inch)
- Width: 76.2mm (3inch)
- Height: 33.10mm (1.30inch)
- Weight: 0.72Kg (25.40oz.)

Output Specifications

Model	DC Output Voltage	Load		Output Power	Ripple (2) P-P (max.)	Regulation Line / Load	
		Min.	Max.(1)			±1%	±2%
PSA120-050	+5V	0A	15A	75W	100mV	±1%	±2%
PSA120-120	+12V	0A	10A	120W	120mV	±1%	±2%
PSA120-240	+24V	0A	5A	120W	240mV	±1%	±2%

(1) 30CFM forced air required.

(2) Measured by using a 12 inch twisted pair terminal with a 10uF capacitor and a 0.1uF ceramic capacitor in parallel.

PSA120 Characteristics

INPUT:

AC Input Voltage Rating
100 to 240VAC

AC Input Voltage Range
90 to 264VAC

AC Input Frequency
47 to 63Hz

Input Current
4A (rms) maximum @ 115VAC
2A (rms) maximum @ 230VAC

Leakage Current
< 3.5mA 264VAC, 60Hz

Inrush Current
30A for 115VAC at maximum load
60A for 230VAC at maximum load
(Cold start @ ambient 25°C)

OUTPUT:

Efficiency
+5V: 70%; +12V: 75%; +24V: 78% minimum

Hold-up Time
10mS minimum @ maximum load, and 120VAC 60Hz

Over-Voltage Protection
PSA120-050: 7.5V maximum, Auto-Restart
PSA120-120: 16V maximum, Auto-Restart
PSA120-240: 32V maximum, Auto-Restart

Short Circuit Protection
Output equipped with short circuit protection – auto restart
Output can be shorted permanently without damage

ENVIRONMENTAL:

Temperature
Operation 0 to +50°C
Non-operation -25 to +85°C

Humidity
Operation 10 to 95% Non-Condensing
Non-operation 5 to 95% Non-Condensing

Emissions
Conducted:
FCC Class B
EN55022 Class B

Immunity EN55024:
EN61000-4-2 Level 3
EN61000-4-3 Level 2
EN61000-4-4 Level 3
EN61000-4-5 Level 3
EN61000-4-6 Level 2
EN61000-4-11

Harmonic: EN61000-3-2 Class A (A1+A2+A14)
Flicker: EN61000-3-3

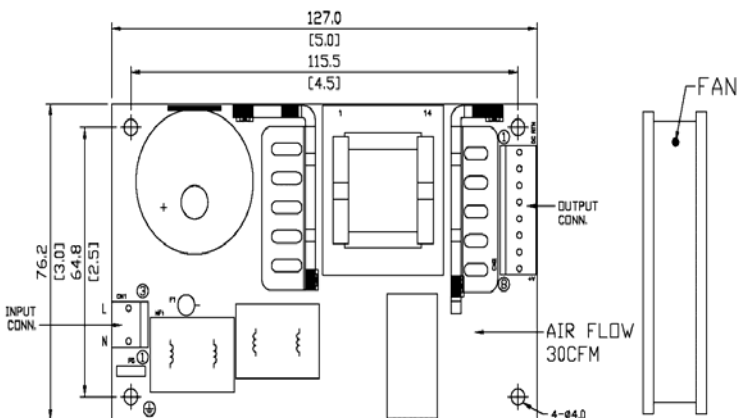
Dielectric Withstand (Hi-pot) Test
Input to FG: 1500VAC for 1minute 10mA

Insulation Resistance
Input to FG: >10M OHM, 500VDC

Input Connector
Input header: Molex 09-65-2038 or equivalent (Pin 2 N.C.)
Mating: Molex 09-50-1031 or equivalent

Output Connector
Output header: Molex 09-65-2088 or equivalent
Mating: Molex 09-50-1081 or equivalent

Dimension Diagram Unit: mm (inch)



INPUT CONN.

PIN	DESC.
1	NEUTRAL
2	N.C.
3	LIVE

OUTPUT CONN.

PIN	DESC.
1	RTN
2	RTN
3	RTN
4	RTN
5	V+
6	V+
7	V+
8	V+

