

PATLITE

■ LME-U / 60mm



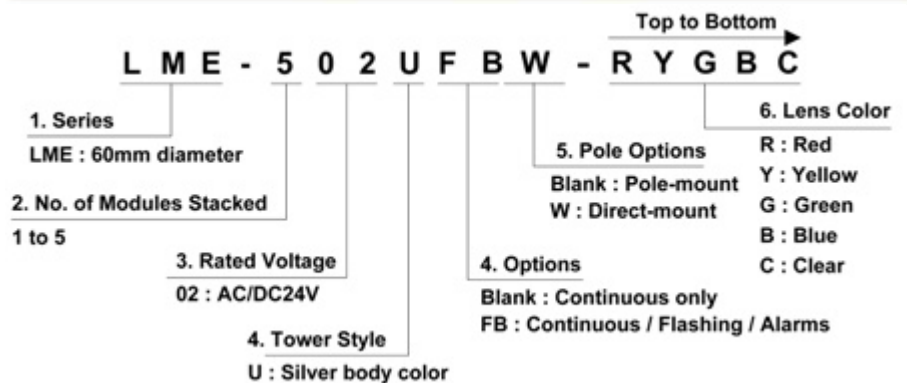
TYPE 4/4X/13
Indoor, Direct-Mount



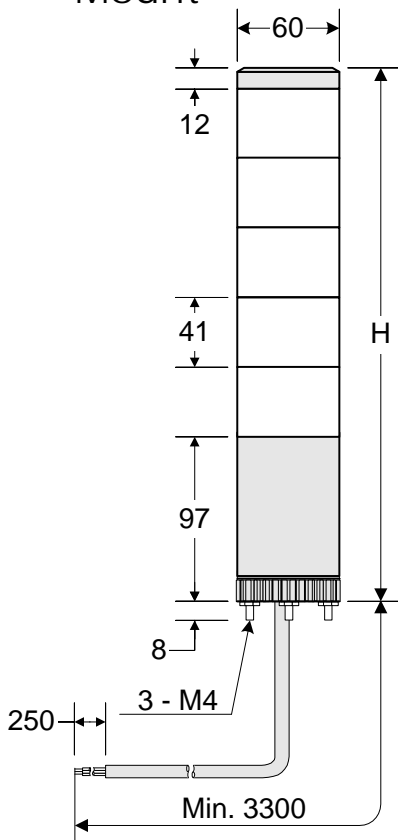
The LME-U Series is a silver-color body LED tower that is versatile and attractive.

SIZE:	60mm diameter
INPUT VOLTAGE	AC/DC24V
OPTIONS:	
FUNCTIONS	- Continuous only
AVAILABLE:	- Continuous, Flashing, Alarms
MOUNTING OPTIONS:	- Pole mount: with 300mm aluminum pole, plastic circular bracket - Direct mount: includes 3 mounting nuts
BODY STYLE:	- Pre-assembled, pre-wired - Interchangeable and stackable after purchase
BODY COLOR:	Gray
TIERS:	1-5 modules can be stacked
MODULE COLORS:	Red / Amber / Green / Blue / Clear
ALARMS (FB STYLE ONLY):	- Alarm 1: selectable, single-tone, intermittent (fast beep) alarm, 85dB (at 1m) - Alarm 2: selectable, single tone, intermittent (slow beep) alarm, 85dB (at 1m)
RATINGS:	- CE - UL Component Recognition (US) - UL Component Recognition (Canada) - RoHS
PROTECTION:	- IP-65 - Type 4 / 4X / 13 (indoor, direct-mount only)
CONTROL OPTIONS:	- Dry contact closure such as switches or relay contacts - Open-collector transistor (NPN or PNP for DC24V, NPN for AC90-250V) - Direct voltage control for DC24V, continuous and alarm functions only

PART NUMBER GUIDE



Direct Mount

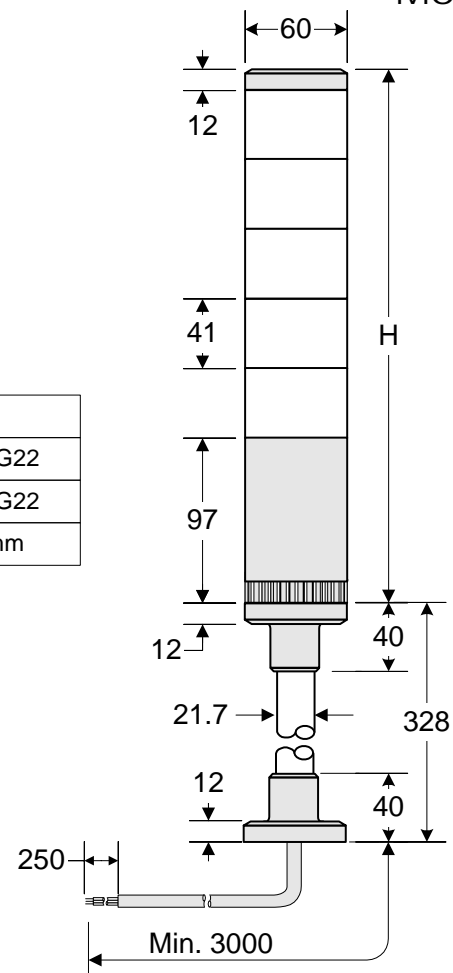


Tower Height [H]
1 Light : 150
2 Lights : 191
3 Lights : 232
4 Lights : 273
5 Lights : 314

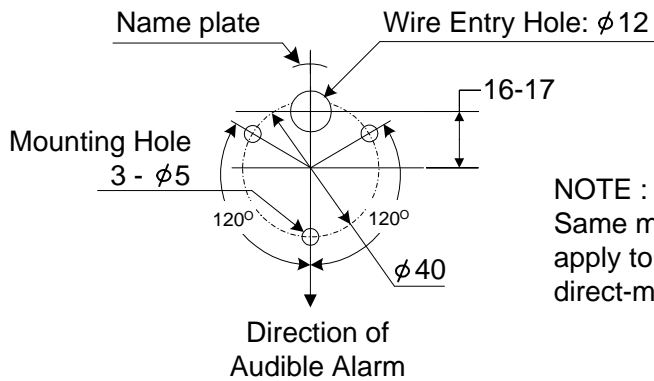
Wire Size Chart	
24V: Signal Wires	AWG22
24V: Power Wires	AWG22
Cable O.D.	8mm

Max. mounting panel thickness: 5

Pole Mount



Mounting Dimensions



NOTE :
Same mounting dimensions apply to pole-mount and direct-mount installations

Specifications

LME-U

Input Voltage		Options		AC/DC24V							
		Rated Voltage		AC/DC24V (50-60 Hz)							
		Operating Voltage		Rated Voltage + or - 10%							
Operating temperature Range		-30°C ~ +60°C									
Relative Humidity		Less than 90%									
Flashing Cycle ("FB" styles only)		60 + or - 12 flashes per minute									
Alarm Sound Level ("FB" styles only, measured from the front direction, characteristic : A)		Alarm 1		Max: 84 + or - 4dB (at 1m)		Min: 86 + or - 4dB (at 1m)					
		Alarm 2		Max: 86 + or - 4dB (at 1m)		Min: 68 + or - 4dB (at 1m)					
Alarm Sound Description ("FB" styles only)		Intermittent, single-tone; Alarm 1: fast beep, Alarm 2: slow beep									
Mounting Location Options		Indoor use only									
Mounting Direction Options		Upright only									
Protection Rating		IP-65									
Vibration		19.6m/s ² (30Hz) (2 hours each: front-back, right-left, up-down)									
Insulation Resistance		More than 1 Megohm between terminals and chassis at DC500V									
Withstand Voltage (AC/DC24V)		AC500V applied between terminals and chassis for 1 minute without breaking insulation									
Dielectric Voltage (AC120V)		AC500V applied between terminals and chassis for 1 minute without breaking insulation									
Luminous Intensity (mcd = millicandela)		Red		Amber		Green		Blue		Clear	
		350mcd		580mcd		1300mcd		340mcd		1200mcd	
Applicable Standards		CE		EN60958-1: 1993							
		UL		UL Component Recognition per UL-508 (File No. E215660)							
		RoHS		RoHS Directive 2005/95/EC							
Power Consumption		LED Modules					Alarm 1		Alarm 2		
		Red	Amber	Green	Blue	Clear	Steady	Inrush	Steady	Inrush	
AC/DC24V	Current (mA @ 24V)	53	53	20	20	20	40	250	40	250	
	Watts	1.3	1.3	0.5	0.5	0.5	1.0	-----	1.0	-----	
Contact Capacity (I _s = current capacity; V _s = withstand voltage; V _c = dielectric breakdown voltage; I _L = leakage current)											
AC/DC24V			Contact Capacity				Transistor Capacity (NPN and PNP)				
	LED Light Module		I _s >= 100mA; V _s >= AC35V				I _c >= 100mA; V _c >= 35V				
	Alarm		I _s >= 300mA; V _s >= AC35V				I _c >= 300mA; V _c >= 35V				
	Power Supply		I _s >= 500mA; V _s >= AC35V								
Leakage Current		I _L = 0.1mA or less									
Fuse (not included)		1A (250V)									