




## FCC5-A-C8



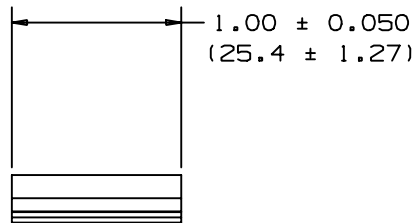
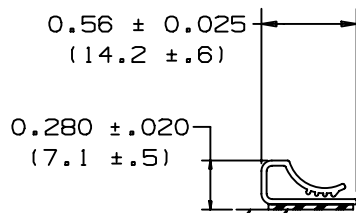
- Used with any width flat cable for a maximum stack height of .17" (4.3mm).

■ Part Number	FCC5-A-C8
■ RoHS Compliancy Status	Compliant
■ Part Description	Adhesive Backed Flat Cable Clip
■ Product Type	Mounting Device
■ Material	PVC
■ Color	Gray
■ UL Recognized	E136577
■ Height (In.)	.29
■ Height (mm)	7.4
■ Length (In.)	1.00
■ Length (mm)	25.4
■ Width (In.)	.56
■ Width (mm)	14.2
■ Adhesive Type	Rubber
■ Cable Width (In.)	Any width flat cable
■ Cable Width (mm)	Any width flat cable
■ Environment	Indoors
■ Max. Static Load (g)	113
■ Max. Static Load (Lbs.)	.25
■ Mounting Method	Rubber Adhesive
■ Pricing Description	Flat Cable Clip, Adh., Any Width
■ Min. Order UOM	PC
■ Min. Order Qty.	100
■ BOM Qty. (# of Pkgs.)	

THIS COPY IS PROVIDED ON A RESTRICTED BASIS AND IS NOT TO BE USED IN ANY WAY DETRIMENTAL TO THE INTERESTS OF PANDUIT CORP.

NO WARRANTY, EXPRESSED OR IMPLIED, IS MADE BY PANDUIT WITH RESPECT TO ADHESIVE BOND PERFORMANCE. AMONG OTHER THINGS, THE CONDITIONS UNDER WHICH THESE MOUNTS MAY BE APPLIED AND/OR THE SURFACE TO WHICH THEY MAY BE APPLIED ARE BEYOND PANDUIT'S CONTROL.

PANDUIT PART NUMBER *	WEIGHT lbs. (g)/ 100 pcs.	STATIC LOAD ** lbs. (g)
FCC5-A	0.23 (105)	0.25 (117)



TEAR TAB

ADHESIVE BACKING  
PRESSURE SENSITIVE FOAM  
TAPE 0.03 (0.8) THICK WITH  
PROTECTIVE LINER.

TO APPLY MOUNT:

1. REMOVE PROTECTIVE LINER.
2. PLACE IN DESIRED LOCATION.
3. APPLY PRESSURE TO TOP CENTER OF MOUNT.

NOTES:

- \* 1. SEE CURRENT PRICE SHEET FOR PART NUMBER SUFFIX DESIGNATION FOR PACKAGE SIZE.
- \*\* 2. MOUNT DESIGNED TO SUPPORT MAX. WEIGHT ON A CLEAN, DRY SMOOTH SURFACE.

(DIMENSIONS IN PARENTHESES ARE IN METRIC.)

CAD FILENAME/LAYERS GB0239BI\_PB\_FCC5CLIP\_05

**PANDUIT**

CORP. TINLEY PARK, ILLINOIS

FLAT CABLE CLIP, 1/2 IN.  
WIDE (FCC5-A)

UNLESS OTHERWISE SPECIFIED,  
DIMENSIONAL TOLERANCES ARE:  
(.X) ±0.1(2.5) ANGLES ±5°

UNLESS OTHERWISE SPECIFIED,  
ALL DIMENSIONS ARE GIVEN  
IN INCHES, THIRD ANGLE PROJECTION.

DRAWN BY SJSU

MAT'L:

SCALE NONE

DATE 11-2-92

GRAY  
PVC

DRAWING NO.

GB0239BI

DWG

A  
SIZE

REV	DATE	BY	CHK	DESCRIPTION	ECN	R	CUST	SUP
5	4-15-05	TMSA		CHANGE DIM .290 TO .280 CHANGE TOL ON HEIGHT FROM ±.015 TO ±.020	GB0239BI	5		
4	6/9/04	JAD		CHANGE TOL ON CUT LENGTH FROM ±.035 TO ±.050	GB0239BI	4		
3	6/25/01	LGG		UPDATE FOR WEB	GB0239BI	3		
2	10-6-98	SJSU		Changed overall height from .260 to .290	GB0239BI	2		
1	2-16-94	SJSU		REVERSED TEAR TAB	GB0239BI	1		
R	11-2-92	SJSU		INITIAL RELEASE	GB0239BI	R		