




Current refinements (click  to remove)

[Search Tips](#) 
 [Region](#)  [USA](#) [Product Family](#)  [Right Angle Female Disconnect, Nylon Fully Insulated – Funnel Entry](#) [Text Search: 'DNFR18-250FIB-C'](#)
Your search criteria matched only one product, shown below.

- Right angle design for use in limited space applications
- Fully insulated design provides protection from electrical shorts
- Internal wire stop assures proper length of insertion into terminal barrel, providing a higher quality connection
- Disconnect can be inserted and removed from the male tab without the use of tools for lower installed cost
- Disconnects available in common industry tab sizes

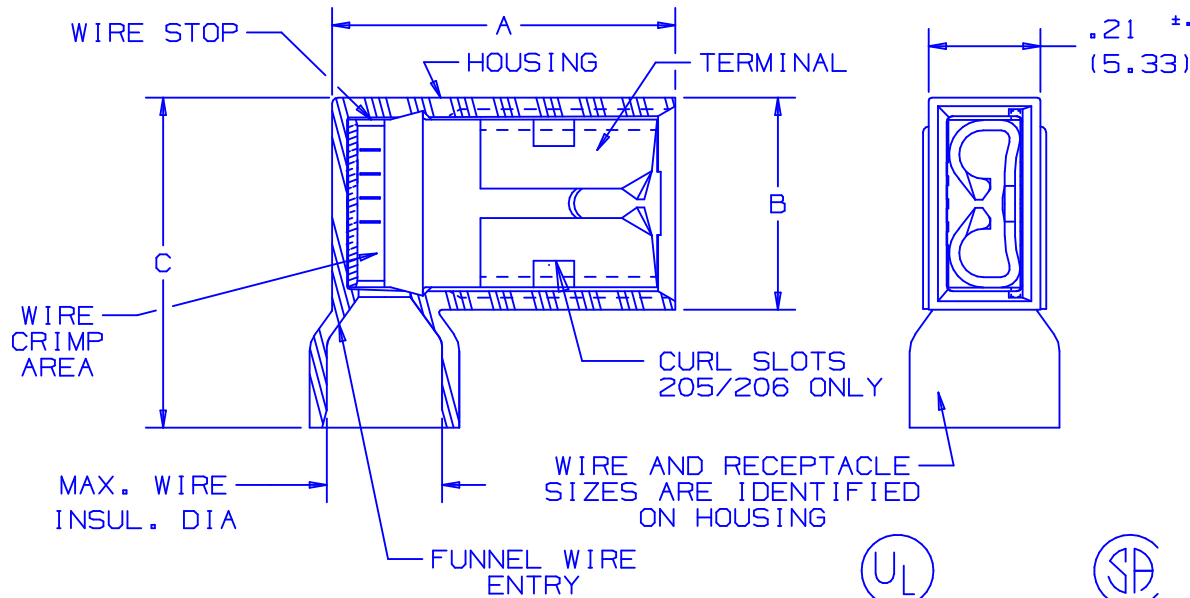


Part Number:	DNFR18-250FIB-C
RoHS Compliancy Status:	Compliant
Part Description:	Female Disconnect, right angle, nylon fully insulated, funnel entry, 22 – 18 AWG, .250 x .032 tab size.
Product Type:	Disconnects
CSA Certified:	Yes
UL Listed:	Yes
Depth (In.):	.60
Height (In.):	.21
Length (In.):	.58
Width (In.):	.37
Max. Ins.:	.178
Panduit Color Code:	Red
Tab Size (In.):	.250 x .032
Tool:	CT-300-1
Wire Range:	22 – 18 AWG
Min. Order UOM:	PC
Min. Order Qty.:	100

BOM Qty. (# of Pkgs.)

[Add to My Catalog](#)

 Please [register](#) to utilize the 'Bill of Materials', 'Submit Quotes' and 'My Catalog' features.



NOTES:

1. UL LISTED AND CSA CERTIFIED FOR:
 - A. 600V MAX VOLTAGE RATING
 - B. 221°F (105°C) MAX TEMP RATING
 - C. STRANDED COPPER WIRE ONLY
 - D. 6-12 LBS INSERTION/WITHDRAWAL FORCE
2. MATERIAL:
 - A. STAMPING-CDA 260 BRASS, TIN PLATED
 - B. HOUSING-TYPE 66 NYLON
3. DIMENSIONS IN BRACKETS ARE IN mm OR mm²
4. COLORS ARE TRANSLUCENT
5. INSTALLATION TOOLS: CT-300-1
6. PACKAGE QTY:
 - A. STD: C=100
 - B. BULK: M=1000
7. WIRE STRIP LENGTH 11/32 ^{+1/32}/₋₀ (8.7 ^{+0.8}/₋₀)


LISTED
20H3
E78522


CERTIFIED
LR31212

PART NUMBER	TAB SIZE	WIRE RANGE AWG	COLOR	MAX. INSUL.	DIMENSIONS in.		
					A ±.02	B ±.01	C ±.02
DNFR18-250F1B	.250 X .032	22-18 (0.5-1.0)	RED	.178 (4.52)	.60 (15.24)	.37 (9.40)	.58 (14.73)
DNFR18-205F1B	.205/.187 X .032	22-18 (0.5-1.0)	RED	.178 (4.52)	.60 (15.24)	.37 (9.40)	.58 (14.73)
DNFR18-206F1B	.205/.187 X .020	22-18 (0.5-1.0)	RED	.178 (4.52)	.60 (15.24)	.37 (9.40)	.58 (14.73)
DNFR14-250F1B	.250 X .032	16-14 (1.5-2.5)	BLUE	.178 (4.52)	.60 (15.24)	.37 (9.40)	.58 (14.73)
DNFR14-205F1B	.205/.187 X .032	16-14 (1.5-2.5)	BLUE	.178 (4.52)	.60 (15.24)	.37 (9.40)	.58 (14.73)
DNFR14-206F1B	.205/.187 X .020	16-14 (1.5-2.5)	BLUE	.178 (4.52)	.60 (15.24)	.37 (9.40)	.58 (14.73)

A41197_04

04	7/03	KLFU		ADD SLOT FOR 205/206			
03	1/01	KMDS	SRB	CAD FILE SPEC. WAS N41197AA_PCD_02	8938	JAC	CCH
02	3/99	JKD		11/32 WIRE STRIP LENGTH WAS 9/32	07469		
01	1-95	MC	RLS	UPDATED NOTES AND DIMENSIONS	02895	LCA	DBH
REV	DATE	BY	CHK	DESCRIPTION	ECN #	CUST	PM

PANDUIT CORP.

TINLEY PARK, ILLINOIS

RIGHT ANGLE
FULLY INSULATED FEMALE DISCONNECTS
.250 X .032, .205/.187 X .032/.020

DRAWN BY DSM CHK'D RLS SCALE NONE DRAWING NO. A41197