



ACC19-A-M



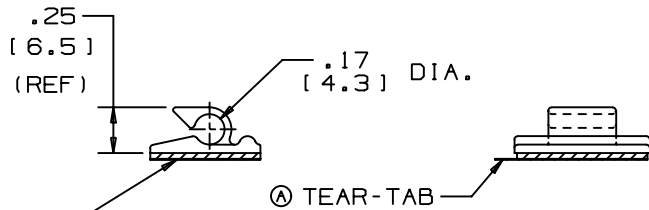

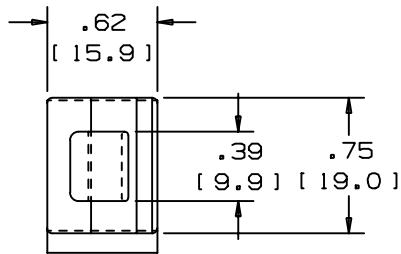
- Three sizes of clips to hold cords, cable or wire bundles up to .62" (15.7m) diameter. Bundles are easily snapped into or out of the clips.

- Use Indoors
- Color: Natural
- Material: Nylon

■ Part Number	ACC19-A-M
■ RoHS Compliancy Status	Compliant
■ Part Description	Adhesive Backed Cord Clip
■ Product Type	Mounting Clips
■ Material	Nylon 6.6
■ Color	Natural
■ UL Recognized	E136577
■ Height (In.)	.25
■ Height (mm)	6.5
■ Length (In.)	.75
■ Length (mm)	19.0
■ Width (In.)	.62
■ Width (mm)	15.9
■ Adhesive Type	Rubber
■ Environment	Indoors
■ Max. Bundle Diameter (In.)	.19
■ Max. Bundle Diameter (mm)	4.8
■ Min. Bundle Diameter (In.)	.19
■ Min. Bundle Diameter (mm)	4.8
■ Mounting Method	Adhesive Backed
■ Pricing Description	Cord Clip, Adh., .19" (4.8mm) Bundle, NAT
■ Min. Order UOM	PC
■ Min. Order Qty.	1000
■ BOM Qty. (# of Pkgs.)	

THIS COPY IS PROVIDED ON A RESTRICTED BASIS AND IS NOT TO BE USED IN ANY WAY DETRIMENTAL TO THE INTERESTS OF PANDUIT CORP.

NO WARRANTY, EXPRESSED OR IMPLIED, IS MADE BY PANDUIT WITH RESPECT TO ADHESIVE BOND PERFORMANCE. AMONG OTHER THINGS, THE CONDITIONS UNDER WHICH THESE MOUNTS MAY BE APPLIED, AND/OR THE SURFACE TO WHICH THEY MAY BE APPLIED, ARE BEYOND PANDUIT'S CONTROL.



ADHESIVE BACKING:
 PRESSURE SENSITIVE FOAM TAPE, .04(1.0) THICK,
 WITH RUBBER (-A) OR ACRYLIC (-AT) ADHESIVE
 AND PROTECTIVE LINER. LINER TO EXTEND
 BEYOND EDGE TO FORM TEAR-TAB.
 MOUNT IS DESIGNED TO SUPPORT .20 lbs. (91g)
 MAX. WEIGHT ON A CLEAN, DRY, SMOOTH SURFACE.

PANDUIT PART NUMBER*	MAXIMUM CABLE DIA. in. (mm)	WEIGHT lbs. (g)/100pcs
ACC19-A	.19 (4.8)	.17 (77)
ACC19-AT	.19 (4.8)	.17 (77)

- TO APPLY ADHESIVE CORD CLIP:
1. REMOVE PROTECTIVE LINER
 2. PLACE IN DESIRED LOCATION
 3. APPLY PRESSURE TO TOP OF CORD CLIP

NOTES:

- * 1) SEE CURRENT PRICE SHEET FOR PART NUMBER SUFFIX DESIGNATION FOR PACKAGE SIZE AND PART COLOR.

(DIMENSIONS IN PARENTHESES ARE METRIC)

CAD FILENAME/LAYERS

G00239GG_DC_01

PANDUIT

CORP. TINLEY PARK, ILLINOIS

ADHESIVE CORD CLIP
 ACC19-A & ACC19-AT

UNLESS OTHERWISE SPECIFIED,
 DIMENSIONAL TOLERANCES ARE:
 (.X) ± N/A (.XXX) ± N/A
 (.XX) ± .02 (.5) ANGLES ± 5°

UNLESS OTHERWISE SPECIFIED,
 ALL DIMENSIONS ARE GIVEN
 IN INCHES, THIRD ANGLE PROJECTION.

REV	DATE	BY	CHK	DESCRIPTION	ECN	R	CUST	SUP
I	7-15-99	CGSM		REPLACED ISO VIEW	GB0239GG	I		
R	2-23-99	CGSM		RE-DRAWN FROM DWG SS-7173	GB0239GG	R		

DRAWN BY
 CGSM

DATE
 2-23-99

CHK'D

MAT'L:

NYLON 6/6

SCALE
 FULL

DRAWING NO.
 GB0239GG

DWG
 SIZE
 A