

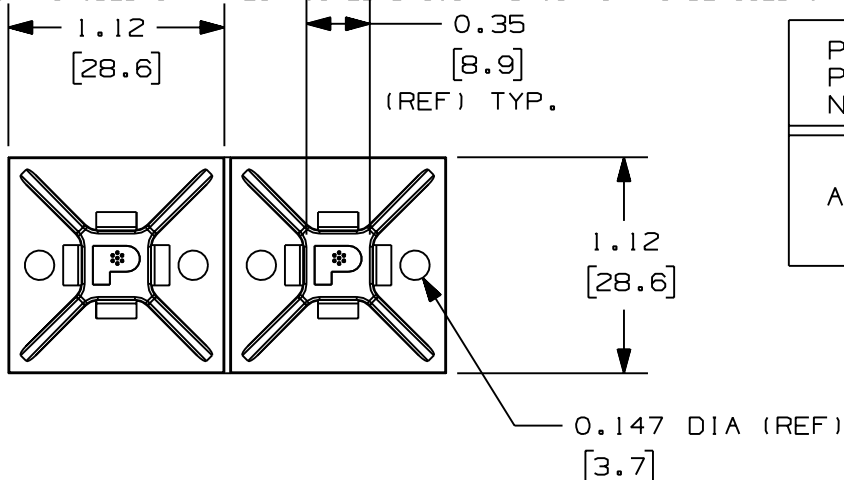
## ABM112-A-C



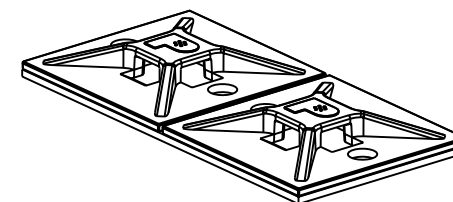
- Superior adhesive for long term reliability
- 2-up mount configuration speeds liner removal and installation
- 4-way cable tie entry makes part orientation fast and easy
- Adhesive backing allows routing of wires and cables where mounting holes cannot be drilled
- Used with PANDUIT cable ties for a complete wire routing solution
- ‡ Cable Tie Cross Section Sizes: M = Miniature, I = Intermediate, S = Standard, HS = Heavy-Standard, LH = Light-Heavy, H = Heavy, HLM = Miniature *Tak-Ty*® Hook & Loop Cable Ties.

• Part Number	ABM112-A-C
• RoHS Compliancy Status	Compliant
• Part Description	4-Way Adhesive Backed Cable Tie Mount
• Product Type	Cable Tie Mounts - Adhesive Backed
• Material	Nylon 6.6
• Color	White
• UL Recognized	E136577
• Height (In.)	.16
• Height (mm)	4.1
• Length (In.)	1.12
• Length (mm)	28.6
• Width (In.)	1.12
• Width (mm)	28.6
• Adhesive Type	Rubber
• Environment	Indoors
• Max. Bundle Diameter (mm)	4.8
• Mounting Method	Adhesive Backed
• Pricing Description	Cable Tie Mount, Adh., 1.12"x1.12" (28.5mm x 28.5mm), WH
• Screw Size	#6 (M3)
• Screw Size Metric	M3
• Used With Cable Ties	M, I, S
• Min. Order UOM	PC
• Min. Order Qty.	100
• BOM Qty. (# of Pkgs.)	
• Add to Favorite Product List	

THIS COPY IS PROVIDED ON A RESTRICTED BASIS AND IS NOT TO BE USED IN ANY WAY DETRIMENTAL TO THE INTERESTS OF PANDUIT CORP.



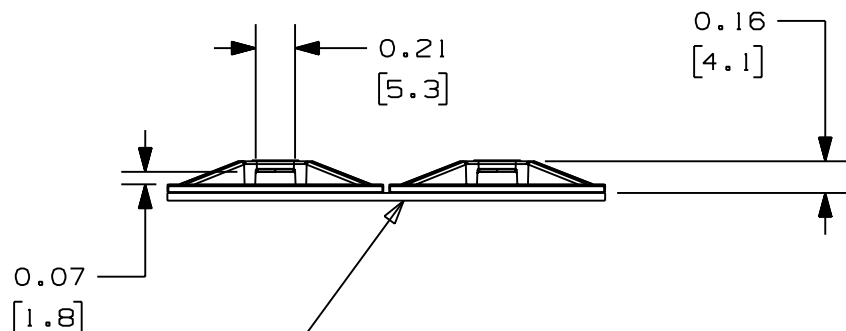
PANDUIT PART NUMBER *	WEIGHT lbs/100 pcs (g)/100 pcs	USE WITH ANY OF THESE CABLE TIE CROSS-SECTIONS
ABM112-	WITH ADHESIVE 0.30 (136)	M, I, S
	NO ADHESIVE 0.26 (117)	



No warranty, expressed or implied, is made by Panduit with respect to adhesive bond performance. Among other things, the conditions under which these mounts may be applied and/or the surface to which they may be applied are beyond Panduit's control.

NOTES:

- SEE CURRENT PRICE SHEET FOR PART NUMBER SUFFIX DESIGNATION FOR PACKAGE SIZE AND COLOR.
- A SUFFIX REPRESENTS RUBBER ADHESIVE  
-AT SUFFIX REPRESENTS ACRYLIC ADHESIVE  
-S6 SUFFIX, NO ADHESIVE; SCREW APPLIED WITH A #6 M3 SCREW
- ADHESIVE MOUNTS ARE SUPPLIED IN STRIPS OF TWO.
- ABM112-A HAS A CONTINUOUS OPERATING TEMPERATURE OF 120°F (49°C). ABM112-AT HAS A CONTINUOUS OPERATING TEMPERATURE OF 180°F (82°C).



Adhesive Backing; Pressure Sensitive Adhesive Foam Tape 0.04 (1.0) thick with a protective liner. Mount is designed to support 0.63 lbs. (286g) max. weight on a clean, dry, smooth, grease free surface.

DIMENSIONS IN BRACKETS ARE METRIC [ mm ]	
CAD FILENAME/LAYERS G00239F0_PB_ABM112_05	
<p style="text-align: center;">ABM112- 4 WAY MOUNT</p>	
UNLESS OTHERWISE SPECIFIED, DIMENSIONAL TOLERANCES ARE: (.X) ±0.05 (1.3) (.XXX) ±0.010 (0.25) (.XX) ±0.02 (0.5) ANGLES ± 5°	UNLESS OTHERWISE SPECIFIED, ALL DIMENSIONS ARE GIVEN IN INCHES, THIRD ANGLE PROJECTION.
DRAWN BY JAD	MAT'L: NYLON 6/6
DATE 12-17-97	SCALE FULL
CHK'D	DRAWING NO. GB0239F0
	DWG SIZE A

REV	DATE	BY	CHK	DESCRIPTION	ECN	R	CUST	SUP
5	3/30/06	JAD		DEL ABM30, MOVE TO NEW DWG	GB0239F0	5		