



**Subracks / Card Cages : CCK14, CCA14, CCM14 & CMA14 Series**

Designed in accordance with EIA standard RS-310, Vector subracks and modules offer versatility within a 19" rackmount format. All racks are adjustable in both height and depth. Metal, Plastic, Snap-in, Rivet, or Screw-down card guides are available. All Subrack sizes are compatible with Vector prototyping boards ( see Prototype Products Section ).




**Subrack Kits, { CCK } Series**

Part No.	Width	Height	Depth	Max. Card Size	"Card Cage Kit" Description
CCK14F	19"	3U	12"	4.5" X 9.6"	Frame Only for Metal or Plastic Screw-in Card Guide
CCK14F/90	19"	3U	12"	4.5" X 9.6"	Frame Only for Plastic Snap-in Card Guides
CCK14S/90	19"	3U	12"	4.5" X 9.6"	Frame with 21 Pair Plastic Snap-in Card Guides
CCK14M/90	19"	3U	12"	4.5" X 9.6"	Frame with 21 Pair Metal Screw-in Card Guides
CCK14P/90	19"	3U	12"	4.5" X 9.6"	Frame with 21 Pair Plastic Screw-in Card Guides



Snap-in, Plastic or Metal Card Guides Fastened with Hardware




Continuous Guide Plate System

**Assembled Subracks, { CCA } Series with Card Guides**

Part No.	Width	Height	Depth	Max. Card Size	"Assembled Card Cage" Description
CCA14F	19"	3U	12"	4.5" X 9.6"	Frame Only for Metal or Plastic Screw-in Card Guides
CCA14C/90	19"	3U	12"	4.5" X 9.6"	Assembled with Continuous Card Guide Plate
CCA14S/90	19"	3U	12"	4.5" X 9.6"	Assembled with 21 Pair Plastic Snap-in Card Guides
CCA14M/90	19"	3U	12"	4.5" X 9.6"	Assembled with 21 Pair Metal Screw-in Card Guides
CCA14P/90	19"	3U	12"	4.5" X 9.6"	Assembled with 21 Pair Plastic Screw-in Card Guides

- Models available with Snap-in, Continuous, Metal or Plastic fastened with hardware.
- Guide positions at 0.25" increments
- Adjustable slots, horizontal or vertical
- Construction: 0.080" thick aluminum
- Sidewall slots provide adjustability to 1"
- For 4.5" x 6.5" cards; or 4.5" x 9.6" cards
- Adjustable rear struts for mounting connectors
- Continuous groove card guide plate allows maximum flexibility in card placement { CCK13C/90 Only }



**Assembled Card Mount Module Subrack, { CCM SERIES }. CM Modules Sold Separately**

Part No.	Width	Height	Depth	Max. Card Size	No. of Modules
CCM14S/90	19"	3U	12"	4.5" X 9.6"	No. varies with the width of the Modules.

- Accepts CM45A65 Card Mount Modules { Modules Available separately }
- Assembled module rack, Plastic Snap-in Guides installed on 1" ctrs., adjustable in 0.025" increments.
- Different width modules may be inserted interchangeably without guide changes
- Card mount modules (CM Series) with 1" to 4" widths .....{ [CM Series Modules Data Sheets](#) }
- For 3U and 4U applications
- Adjustable rear struts for connection of backplanes ( struts available separately )
- For Desktop outer enclosure check our chassis / enclosures section.



■ **Assembled EFP Module Subrack, { CMA SERIES }. EFP Modules Sold Separately**

Part No.	Width	Height	Depth	No. of Modules	Max. Card Size	Description
CMA14-16/90	19"	3U	12"	10	4.5" X 9.6"	1.6" Wide Module
CMA14-20/90	19"	3U	12"	8	4.5" X 9.6"	2.0" Wide Module
CMA14-30/90	19"	3U	12"	5	4.5" X 9.6"	3.0" Wide Module

- 1.6", 2.0" and 3.0" evenly spaced modules are accepted
- Side Panels -double screw attachment to wide TSW \ (1.75") metal strut
- Rear Struts-adjustable in width and height BR16-1 bracket
- Special aluminum extruded case guides and spacers provide secure mounting for modules
- Standard 19" width {..... Other widths available by special order.....}.
- Filler panels available where mixing widths creates gaps
- Aluminum construction
- Paint or color anodize options available, CMA13-20/90 Module Subrack shown with eight 2" wide EFP Modules.
- CMA Module Racks/Cages provide attractive, sturdy and mechanically excellent housing to enclose electronic assemblies
- EFP modules feature aluminum extruded sides to accept PC cards.....{ [EFP Series Modules Data Sheets](#) }
- Extended front panels on modules allow thumb screw locking of module to subrack for easy insertion and extraction
- The extended front panel also provides an attractive appearance
- Side panels fasten to sturdy Vector TSW model (1.75" wide) Struts with two screws
- Subrack models accept widths of 1.6", 2.0", and 3.0" EFP modules; 4.5" module optional. Rear struts are adjustable in width and height

email us your Requirements : [inquire@vectorelect.com](mailto:inquire@vectorelect.com)

11115 Vanowen St., North Hollywood, CA - 91605, USA , Tel: ( 818 ) 985 8208, ( 800 ) 423 5659; Fax: ( 818 ) 985 7708

Circbord®, Vectorbord® and VectorPak® are registered trademarks of Vector Electronics & Technology, Inc.  
 CompactPCI® is a registered trademark of PCIMG. © 2001 Vector Electronics & Technology, Inc. - All Rights Reserved  
[webmaster@vectorelect.com](mailto:webmaster@vectorelect.com)