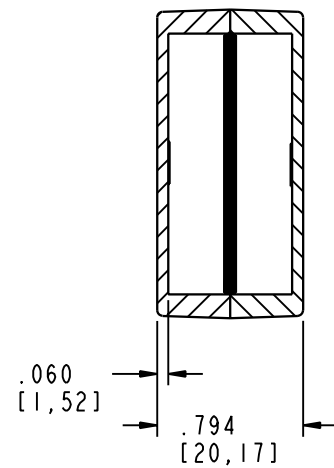
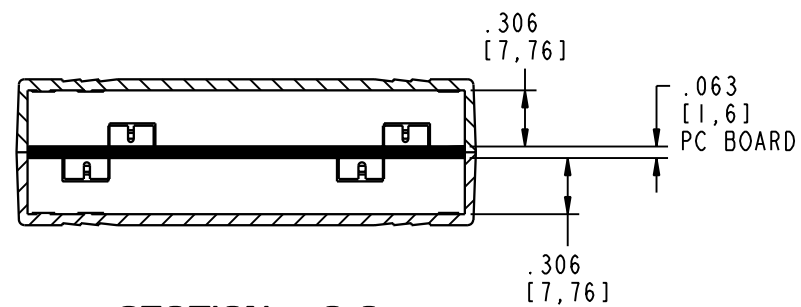
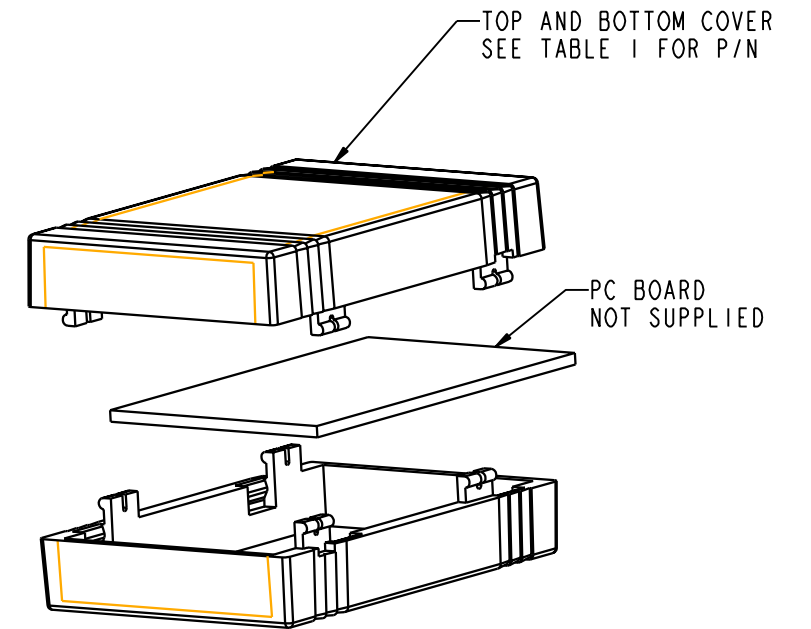


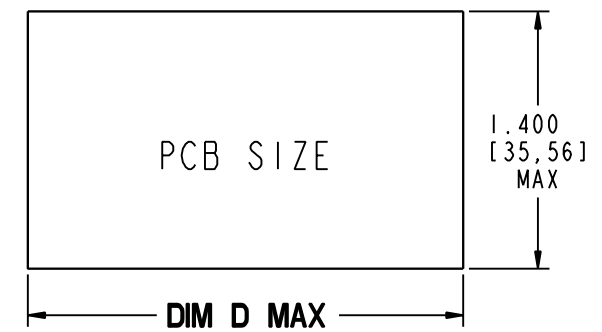
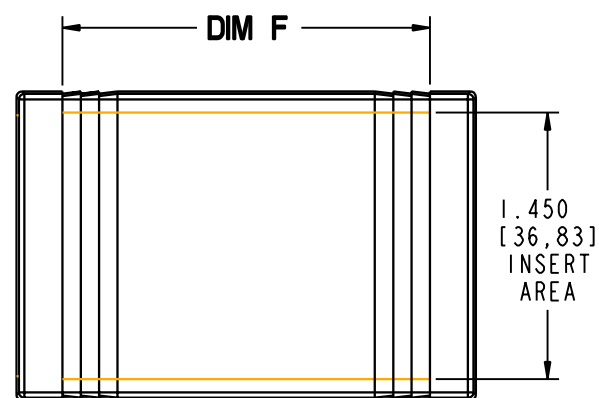
SECTION A-A



SECTION B-B



SECTION C-C



BLANK END TO
BLANK END

CN SIZE	S	M	L
HOUSING PART NUMBER	CNS-0000	CNM-0000	CNL-0000
DIM D PCB SIZE	1.870 [47,50]	2.370 [60,20]	2.870 [72,90]
DIM E OVERALL SIZE	2.000 [50,80]	2.500 [63,50]	3.000 [76,20]
2X DIM F INSERT AREA	1.500 [38,10]	2.000 [50,80]	2.500 [63,50]

PACINTEC[®]
1-610-361-4231

CN-0000 SERIES
SEE TABLE I

COLOR / MATERIAL CODE		
COLOR	94HB	94VO
BLACK	000	028
P. C. BONE	039	060

VISIT **PACINTEC**[®]
ON THE WORLD WIDE WEB
www.pactecenclosures.com

DRAWING NUMBER	REV
79565	A