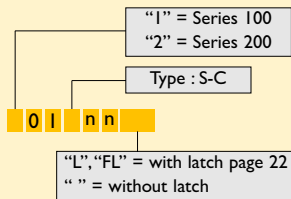


CMM 100 / 200 male

CRIMP

Part numbering :




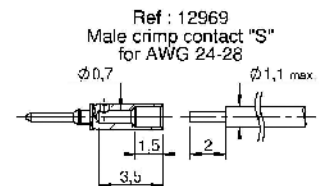
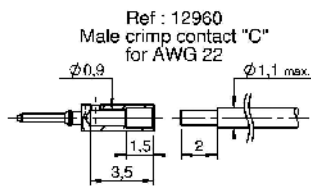
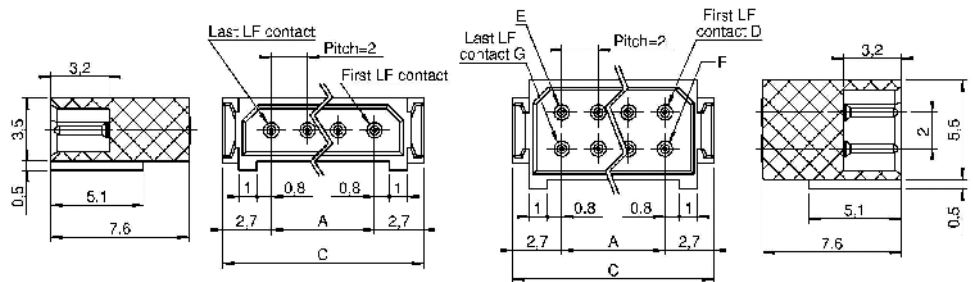
Type	Gauge
S	24-28
C	22

nn = number of LF contacts


Calculation :

CMM 100	CMM 200
$A = (nn \times 2) - 2$	$A = nn - 2$
$C = A + 5,4$	$C = A + 5,4$

Refer to dimension table on cover page



nn min = 02 nn max = 25



nn min = 04 nn max = 50

RETENTION LATCHES FOR CMM 100 / 200 MALE

Straight latch with locking "L"

Straight latch without locking "FL"

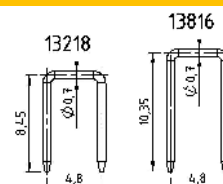
Latch for CMM connector with T termination style "LS"

Latch for CMM connector with R termination style "LS"

(upon request)

The strain relief straps are supplied with all male CMM 100 / 200 connectors mounted with latches L or FL type except for Y & YL terminations

PCB Thickness	P/N	Termination style			
< 2,5 mm	13218	V	Y	T/TL	R
> 2,5 mm	13816	VL	YL	T/TL	R



If no strain relief straps with your connector, please order under P/Ns on the left