

CONNECTOR PRO SERIES 106 FEMALE

Contacts number nn	Length in mm	
	A	B
02	2	7
03	4	9
04	6	11
05	8	13
06	10	15
07	12	17
08	14	19
09	16	21
10	18	23
11	20	25
12	22	27
13	24	29
14	26	31
15	28	33
16	30	35
17	32	37
18	34	39
19	36	41
20	38	43
21	40	45
22	42	47
23	44	49
24	46	51
25	48	53

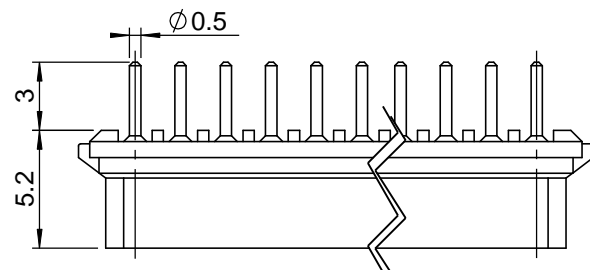
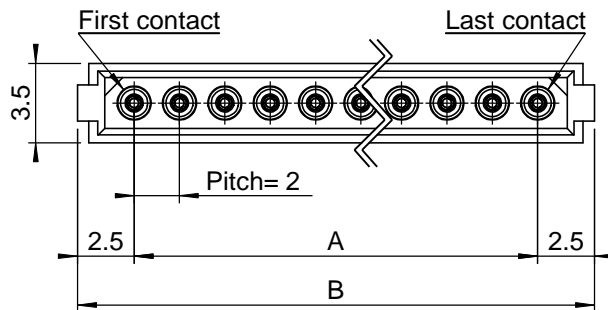
1 0 6 Y n n

Contacts number

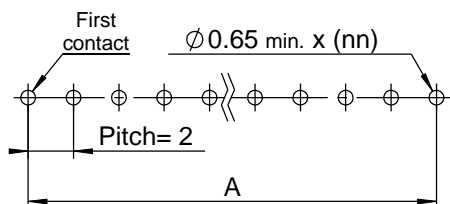
This type of connector does not match with a latched male connector

Ce plan est la propriété exclusive de la société NICOMATIC. Il ne peut être reproduit sans son autorisation. Loi du 11.03.1902.

This document and drawings, sketches, and schematic drawings are the property of the NICOMATIC company, and no parts thereof may be reproduced and used without the written consent of the owner. Law dated 11.03.1902



PCB LAYOUT



TECHNICAL FEATURES

MATERIALS

INSULATOR : Glass filled thermoplastic UL 94-V0

SIGNAL CONTACTS for PCB:

Female : Beryllium copper / 0.3μ gold on clip
Brass / 3μ to 5μ 100% tin plated on shell over Ni under plate

ELECTRICAL

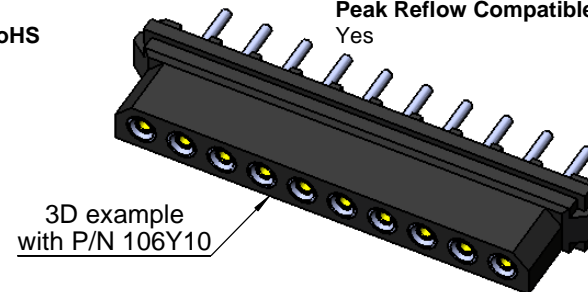
- All contacts: 3 A max. @ 25°C, 2.2 A max. @ 85°C
- Working / Rated voltage (sea level): 300V AC/DC
- Proof / Withstanding voltage: 400V AC/DC
- Contact resistance (initial): max. 20 mΩ
- Contact resistance (after conditioning): max. 25 mΩ
- Insulation resistance (initial): 1000 MΩ min

MECHANICAL

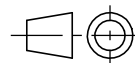
- Mechanical operations: 500 cycles.
- Contact insertion and withdrawal force: 2N max. / 0.2 N min.
- Contact retention in insulator: 10N min.

ENVIRONMENTAL

- Temperature range: From -55°C to +125°C
- RoHS: Peak Reflow Compatible 260°C Yes



173, rue des fougères
Z.I. Les Bracots
F-74890 Bons-en-Chablais
Tel. : +33 (0)4.50.36.13.85
Fax : +33 (0)4.50.36.11.33
Web : www.nicomatic.com



Echelle/Scale

3:1

a	16/05/08	H.T.		D.Z.
Ind	Date	Drawn	Checked	Approved
Désignation : Connector CMM100 Pro series Female straight on PCB				

106Ynn-cl

Réf. catalogue / Catalogue Reference **106Ynn**

Tolérance générale / General tolerance ±0.2

Page 1/1

A4