



## EMC-XLR Series

Audio



### NC3MXX-EMC



3 pole male EMC-XLR cable connector

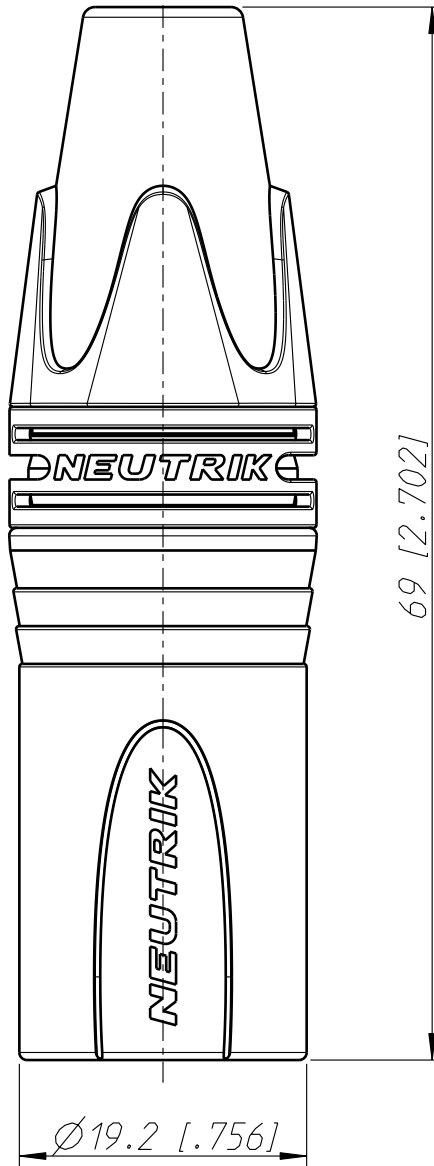
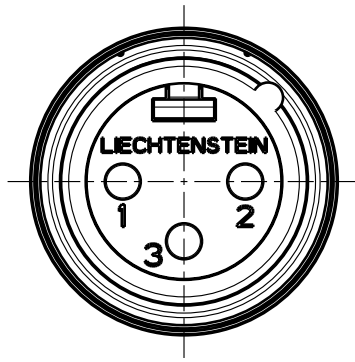
The EMC-XLR Series is a specifically designed version of the XX series to give enhanced RF screening for critical applications in live performance and recording where there are particular problems with radio transmission or mobile phones. The design guarantees a continuous RF shield connection from the cable to the chassis connector housing via a circular capacitor around the cable shield. An EMI suppression ferrite bead between pin 1 and the cable screen provides a low-pass filter for improved RF rejection.

#### Features & Benefits

- 3 pole male and female XLR cable connector with integrated capacitive shield to shell connection
- Circular capacitor around the cable shield enables low-inductive shield connection to connector housing
- Cable shield - Pin 1 connection includes EMI suppression bead to block high frequencies
- Avoid ground loops as there is no LF-shield connection to ground
- Rugged zinc diecast shell, long lasting and durable
- Chuck type strain relief system for secure clamping of cables
- Boot with rubber gland gives high protection against bending stresses

#### ACCESSORIES





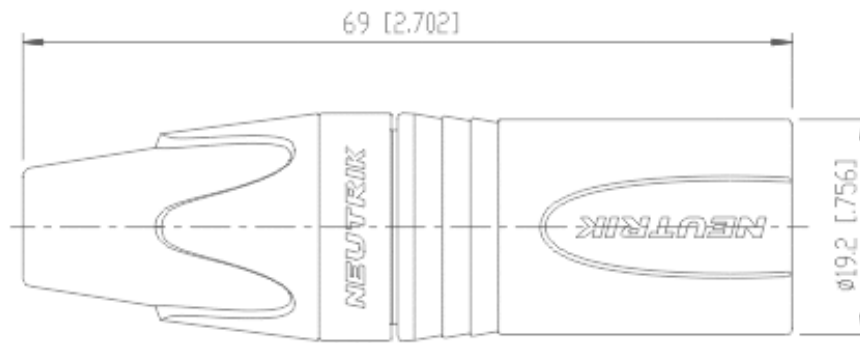
Allgemeintoleranzen ISO 2768-m	Werkstoff KEIN_MAT	Massstab: 2:1 (A4)	Datum	Name	
			Gezeichnet	31.03.05	Payr
Zeichnung urheberrechtlich geschuetzt (DIN 34) (C)	-		Freigegeben	-	-
			Geaendert	26.10.06	jutz b
Benennung - NC 3MXX-EMC			Aend.-Nr.	Aend.-Index	
			-	A	
NEUTRIK AG FL-9494 SCHAAN			Ersatz fuer:	Blatt 1 von 1 Bl.	
			Zeichn. Nr.	ST-NC 3MXX-EMC	



Audio

## EMC-XLR Series

### NC3MXX-EMC



There are no technical infos for this product.

#### Product

Connector Type	XLR
Gender	male

#### Electrical

Capacitance between contacts	$\leq 4$ pF
Contact resistance	$\leq 3$ m $\Omega$
Dielectric strength	1,5 kVdc
Insulation resistance	$> 2$ G $\Omega$ (initial)
Insulation resistance	$> 1$ G $\Omega$ (after damp heat test)
Rated current per contact	5 A
Rated voltage	50 V

#### Mechanical

Cable O.D.	3.5 - 8.0 mm
Insertion force	$\leq 20$ N
Withdrawal force	$\leq 20$ N
Lifetime	$> 1000$ mating cycles
Wire size	max. 0.75 mm <sup>2</sup>
Wire size	max. 20 AWG
Wiring	Solder contacts
Locking device	latch lock

#### Material

Boot	Polyuretan
------	------------

Bushing	Polyamide (PA 6 15% GR)
Contact plating	0.2 µm Au hard alloy over 2 µm Ni
Contacts	Brass (CuZn39Pb3)
Insert	Polyamide (PA 6.6 30 % GR)
Locking element	Zinc diecast (ZnAl4Cu1)
Shell	Zinc diecast (ZnAl4Cu1)
Shell plating	Nickel
Strain relief	Polyacetal (POM)

### Environmental

Flammability	UL 94 HB
Standard compliance	IEC 61076-2-103
Protection class	IP 40
Solderability	Complies with IEC 68-2-20
Temperature range	-30 °C to +80 °C

### Optical

### Mobile Cables