



AA Series

NC3MAAV-1



New most cost-effective round plastic body XLR PCB mount panel connector. Front panel cutout and PCB layout 100% compatible to A series. New "tulip" type contact design with high contact pressure for highest durability. Push latch assembled. Flammability rating UL94HB.

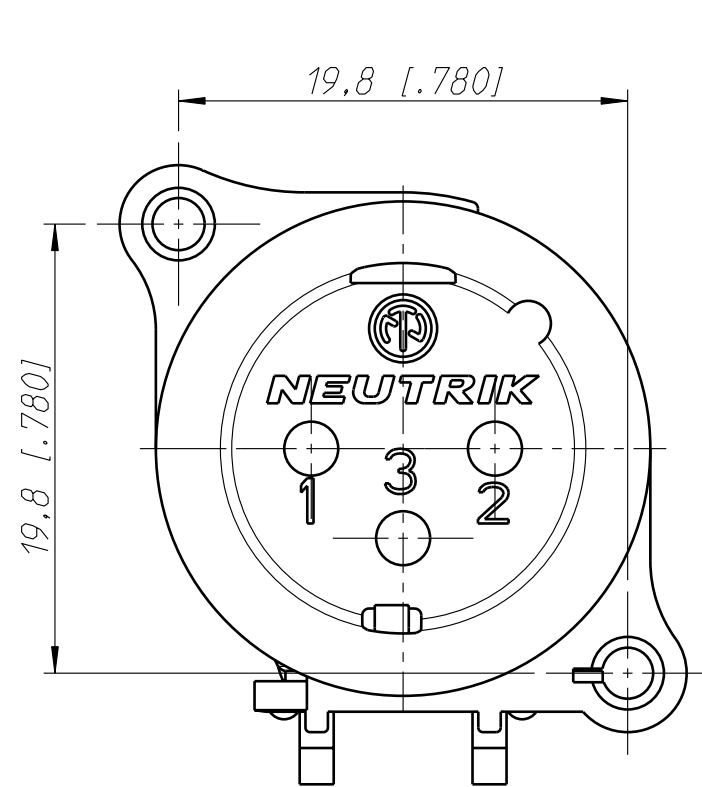
3 pole male XLR receptacle, grounding: mating connector shell to pin1 and front panel, vertical PCB mount

Features & Benefits

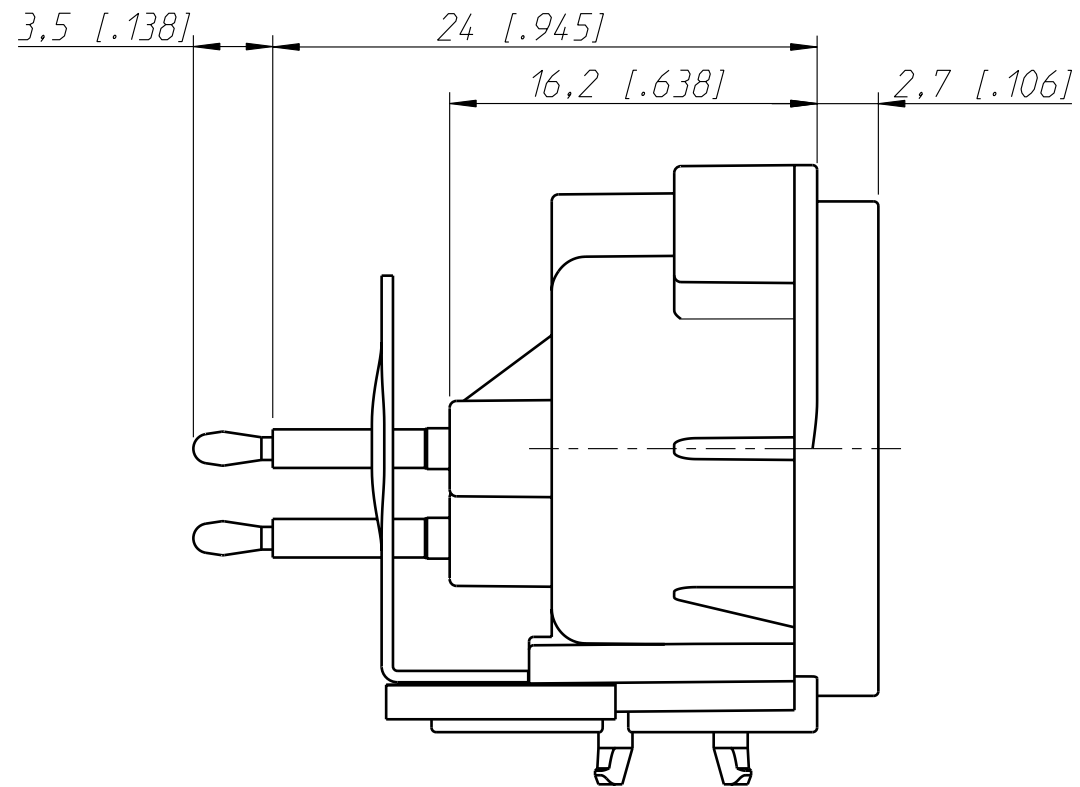
- Most cost-effective series
- "Tulip" type contact design with high contact pressure for highest durability
- Selective gold plated contact and PCB termination area for best conductivity and solderability

ACCESSORIES

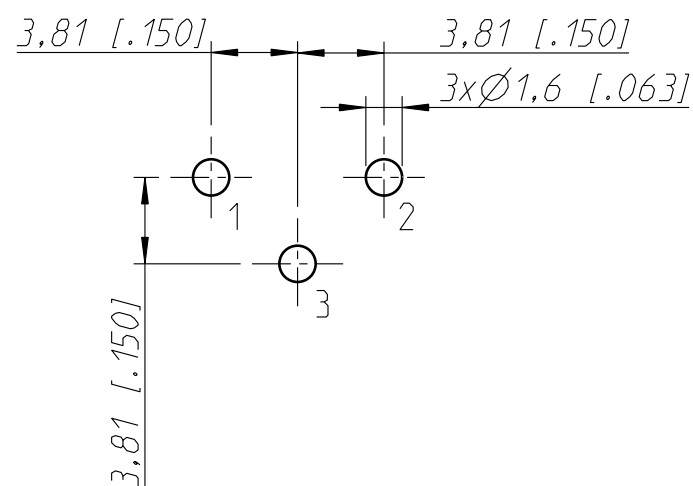
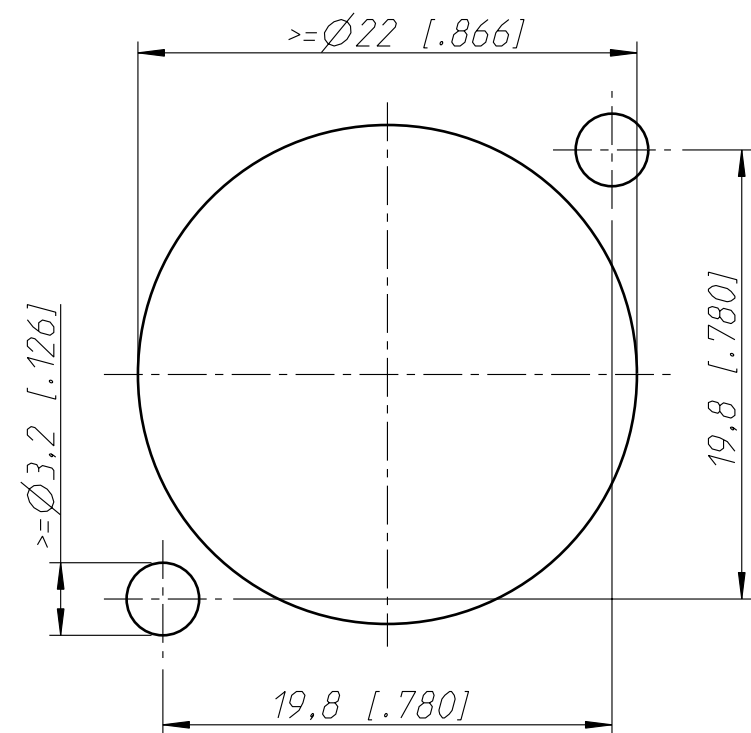
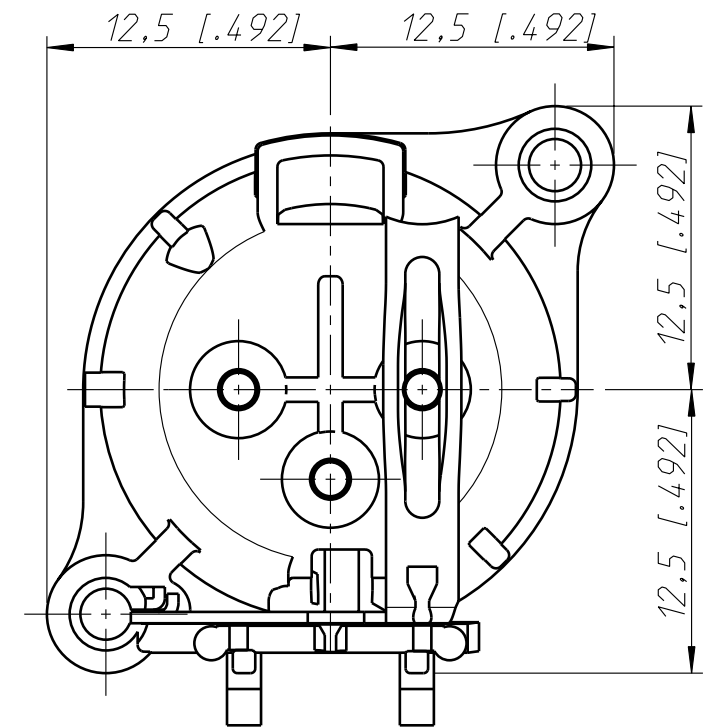
SCM	SFAV	A-SCREW-1-8



Frontplattenausschnitt (Rueckseite)
Panel cut out (rear side)



Print Bohrplan (Bestueckungsseite)
PCB-Layout (component side)

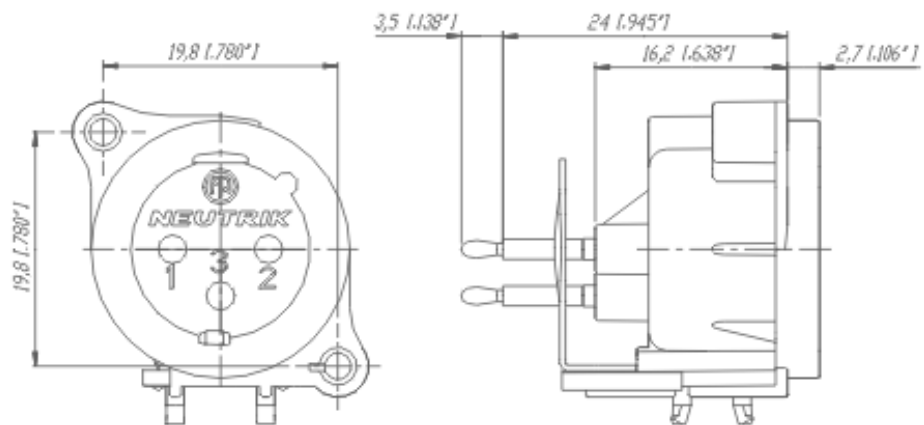


Allgemeintoleranzen ISO 2768-m	Werkstoff -	Massstab: 3:1 (A3)	Gezeichnet	Datum	Name
			Freigegeben	21.06.04	Payr
Zeichnung urheberrechtlich geschuetzt (DIN 34) (C)	-	-	Geaendert	-	-
			Aend.-Nr.	-	Aend.-Index -
Benennung XLR Chassis Connectors NC3MAAV-1			Ersatz fuer:	Blatt 1 von 1 Bl.	
NEUTRIK AG FL-9494 SCHAAN			Zeichn. Nr.	ST-NC3MAAV-1	



AA Series

NC3MAAV-1



There are no technical infos for this product.

Product

Connector Type	XLR
Gender	male

Electrical

Capacitance between contacts	≤ 7 pF
Contact resistance	≤ 8 m Ω
Dielectric strength	1,5 kVdc
Insulation resistance	> 2 G Ω (initial)
Insulation resistance	> 1 G Ω (after damp heat test)
Rated current per contact	6 A
Rated voltage	50 V
Grounding options	Pin 1 connected direct to chassis and shell ground

Mechanical

Insertion force	≤ 20 N
Withdrawal force	≤ 20 N
Lifetime	> 1000 mating cycles
Wiring	Vertical PCB mount
Locking device	latch lock
Mounting direction	rear
Chassis shape	A

Mounting	A-Screw
Material	
Contact plating	0.2 µm AuCo over 2 µm NiP15 (Tribor®)
Contacts	Brass (CuZn35Pb2)
Insert	Polyamide (PA 6.6 30 % GR)
Locking element	Steel Ck67
Flange	Black Plastic
Environmental	
Flammability	UL 94 HB
Standard compliance	IEC 61076-2-103
Solderability	Complies with IEC 68-2-20
Temperature range	-30 °C to +80 °C
Optical	
Mobile Cables	