



Delay On Break (Retriggerable) T3 Series

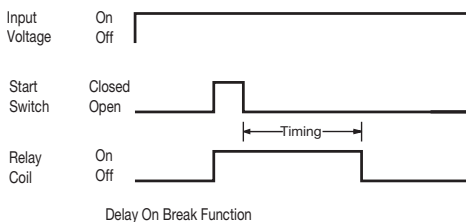
FEATURES

- 100% functionally tested
- Digital timing circuit
- Time delays to 1 hour
- ±1% repeatability
- No false contact transfer when reset during timing
- Superior transient protection
- Fiberglass reinforced circuit board
- Internal components supported by heavy-duty chassis
- Reinforced locator pin
- Flame-retardant polycarbonate housing
-   File #E59090

Operating Logic: Voltage is applied to the timer at all times. Upon a closure of a normally open isolated start switch, the output relay is activated and remains so as long as the switch is kept closed. When the start switch is opened, timing starts. At the end of the preset time delay, the output relay is deactivated and the timer is ready for a new cycle.

Note: 1) Do not apply voltage or ground to the start switch; 2) Switch leads should be shielded when running close to other wires; 3) If the start switch is reclosed during timing, the timer will reset and will not start timing until Start switch is opened.

LOGIC FUNCTION DIAGRAM



SPECIFICATIONS

TIME DELAY

Adjustment: Knob, factory fixed on special order (min. order required)

Range: 50 ms to 1 hour in 8 ranges

Repeatability: ±1% at constant temperature

Accuracy:

Maximum time -0%, +10%

Minimum time +0%, -50%

Reset Time: 400 ms max.

Start Switch Closure Time: 20 ms to initiate timing; 50 ms to reset delay during timing

INPUT

Operating Voltage: 24, 120 VAC; 12, 24 VDC ±10% (DC models have reverse polarity protection. Unfiltered input voltage to them must be full-wave rectified)

Power Consumption: 3 VA max.

Frequency: 50/60 Hz

OUTPUT

Type: Relay contacts, SPDT (1 form C) or DPDT (2 form C)

Rating: 10 A max. resistive at 240 VAC; 100 mA at 5 VDC min. load current

Life:

Mechanical: 10,000,000 operations

Full Load: 500,000 operations

PROTECTION

Transient Voltage: 12 and 24 V timers are protected by an 8.8 joule metal oxide varistor; 120 V timers are protected by a 30 joule metal oxide varistor

Dielectric Breakdown: 1500 VAC, RMS min. at 60 Hz between input and outputs and between outputs

MECHANICAL

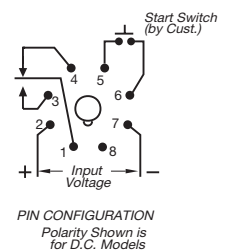
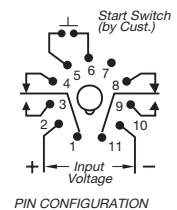
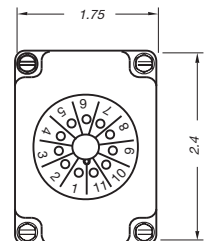
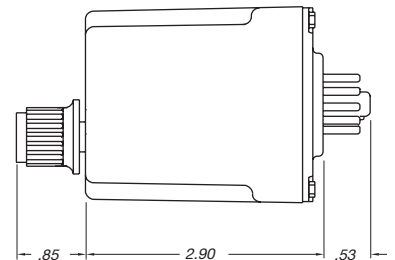
Termination: 8-pin or 11-pin plug

Mounting: Socket mount, 8-pin part number MSO-0008P-012; socket mount, 11-pin part number MSO-0011P-012

ENVIRONMENTAL

Storage Temperature: -23°C to 70°C

Operating Temperature: -23°C to 55°C



ORDERING INFORMATION

TIME RANGE	12 VDC DPDT RELAY 11-PIN BASE	24 VDC DPDT RELAY 11-PIN BASE	24 VAC DPDT RELAY 11-PIN BASE	120 VAC SPDT RELAY 8-PIN BASE	120 VAC DPDT RELAY 11-PIN BASE
.05 to 5 sec.	—	—	—	—	T3K-0005-461
.1 to 10 sec.	T3K-00010-466	T3K-00010-462	T3K-00010-467	T3K-00010-441	T3K-00010-461
.3 to 30 sec.	—	—	—	—	T3K-00030-461
.6 to 60 sec.	T3K-00060-466	T3K-00060-462	T3K-00060-467	T3K-00060-441	T3K-00060-461
1.8 to 180 sec.	—	—	—	—	T3K-00180-461
3 to 300 sec.	—	—	—	—	T3K-00300-461
6 to 600 sec.	—	—	—	—	T3K-00600-461
36 to 3600 sec.	T3K-03600-466	T3K-03600-462	T3K-03600-467	—	T3K-03600-461

Consult factory for any special requirements not listed in catalog (minimum order requirement may apply).