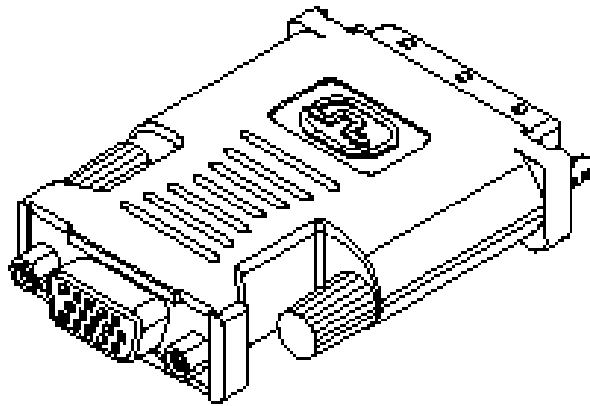


I/O Connectors Datasheet



Series image - Reference only

EU RoHS

China RoHS

ELV and RoHS Compliant

Search Parts in this Series

88744 Series

Mates With

74320 receptacles

Part Number: **0887418700**



Status: **Active**

Description: MicroCross™ DVI Digital Visual Interface, Shielded I/O Adapter, DVI-Analog Plug to VGA Receptacle

Documents:

- [Drawing \(PDF\)](#)
- [Related Catalog Page \(PDF\)](#)

Order Products:

-  [Check Distributor Inventory](#)
-  [Request Samples](#)

Part Detail: [\(show all\)](#)

- General**
- Physical**
- Electrical**
- Material Info**
- Reference - Drawing Numbers**

General

Product Family	I/O Connectors
Series	88744
Application	Wire-to-Board
Comments	DVI-Analog Plug to VGA Receptacle
Component Type	Adapter
Obsolete Date	2003-01-01
Product Name	MicroCross™DVI
Type	N/A

Physical

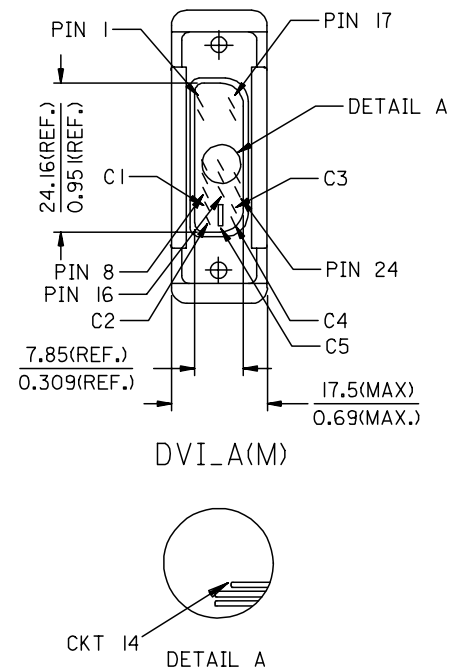
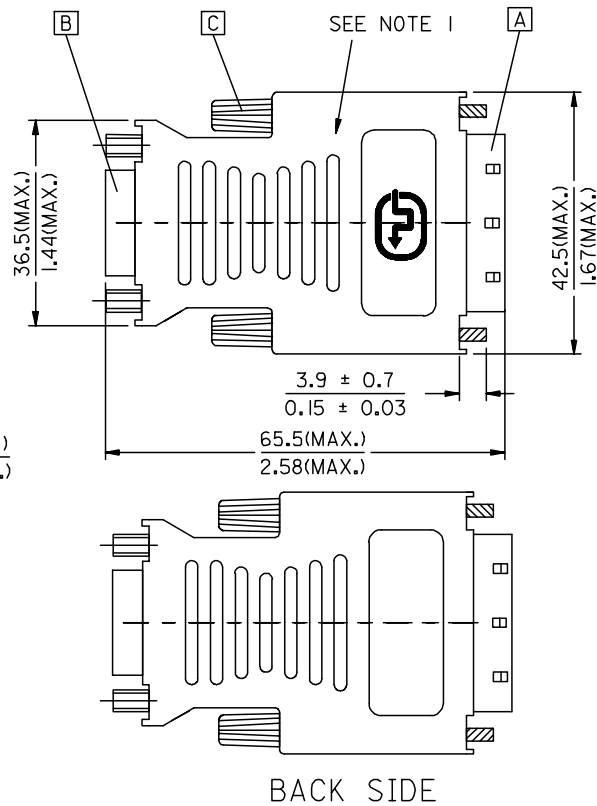
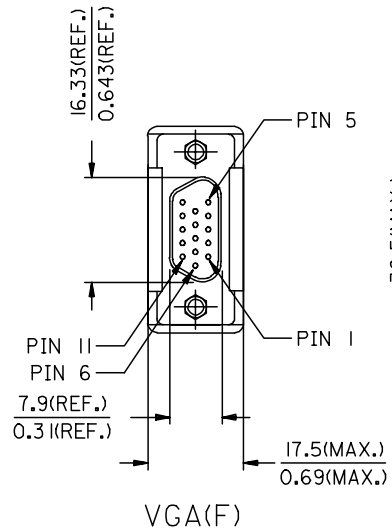
Circuits (Loaded)	29
Circuits (maximum)	29
Color - Resin	Black
Durability (mating cycles) min	100 cycles
Lock to Mating Part	Yes
Material - Metal	Brass
Material - Plating Mating	Gold
Material - Plating Termination	Tin
Material - Plating Termination	Tin-Lead
Material - Resin	Polyester
Orientation	Vertical
PCB Retention	Yes
Packaging Type	Bag
Panel Mount	No
Pitch - Mating Interface (in)	0.075 In
Pitch - Mating Interface (in)	0.100 In
Pitch - Mating Interface (mm)	1.90 mm
Pitch - Mating Interface (mm)	2.54 mm
Plating min: Mating (uin)	10
Plating min: Mating (uin)	2
Plating min: Mating (um)	0.05
Plating min: Mating (um)	0.25
Plating min: Termination (uin)	150
Plating min: Termination (um)	3.75
Polarized to Mating Part	Yes
Surface Mount Compatible (SMC)	N/A
Temperature Range - Operating	-20°C to +85°C
Termination Interface: Style	Solder or Weld
Wire Size AWG	N/A

Electrical

Current - Maximum	3.000 Amp
Shielded	Yes
Voltage - Maximum	40V

Material Info**Reference - Drawing Numbers**

Sales Drawing	SD-88741-008
---------------	--------------



ENTER DESCRIPTION EC NO: DG2006-0186 DRWN:PDAI CHKD: APPR:TKAN	2006/03/09 2006/03/09 2006/03/10	DESCRIPTION REV	QUALITY SYMBOLS ▽=0 ◻=0	GENERAL TOLERANCES (UNLESS SPECIFIED)		DIMENSION STYLE MM/IN		SCALE ---	DESIGN UNITS METRIC	THIRD ANGLE PROJECTION		
				mm INCH	DRAWN BY PDAI	DATE 2006/03/07	TITLE DVI_A(M)-VGA(F) ADAPTER					
			4 PLACES ± --- ± --- 3 PLACES ± --- ± --- 2 PLACES ± --- ± --- 1 PLACE ± --- ± ---	CHECKED BY ZXDENG	DATE 2006/03/07	APPROVED BY BORON				DATE 2006/03/07	MOLEX INCORPORATED	
			ANGULAR ± ---°	MATERIAL NO. 88741-8700	DOCUMENT NO. SD-88741-008	SHEET NO. 1 OF 2						

NOTE:1. MOLD WITH SNOW WHITE PVC RESIN 887800077 FOR ADAPTOR COVER.

2. DVI CONNCETOR SPECIFICATION

2.1 REFER TO PRODUCT SPEC. PS74320-0001.

2.2 CONTACT PLATING: AU FLASH.

3. ELECTRICAL PERFORMANCE

3.1 INSULATION RESISANCE: 20 M Ohms Min

3.2 DIELECTRIC STRENGTH: 300V DC FOR 10 MILLISECONDS.

3.3 IMPEDANCE: 75 ± 10%Ohms ON THE CO-AXIAL WIRES.

4. ADAPTOR SPECIFICATION

4.1 REFER TO PRODUCT SPEC. PS88741-8700.

5. THIS PRODUCT MUST MEET MX RoHS COMPLIANCE.

6. CONNECTION DIAGRAM

SHIELD	SHIELD	GROUND
PIN R6,G7,B8	C 5	ANLOG GROUND
PIN 13	C 4	HORIZONTAL SYNC
PIN 3	C 3	ANLOG
PIN 2	C 2	ANLOG
PIN 1	C 1	ANLOG
PIN 5,10	PIN 15	GROUND(+5V & HV SYNC)
PIN 9	PIN 14,16	POWER +5V/HOT PLUG DETECT
PIN 14	PIN 8	VERTICAL SYNC
PIN 12	PIN 7	DDC DATA
PIN 15	PIN 6	DDC CLOCK
VGA	DVI_A	CABLE FUNCTION

7. MATERIAL LIST

C	SCREW (WHITE) 887806002
B	FEMALE 15C D-SUB CONNECTOR 887899318
A	DVI_A G/F CONNECTOR 743230011
ITEM	DESCRIPTION

ENTER DESCRIPTION EC NO: DG2006-0186 DRWN:PDAI CHKD: APPR:TKAN	2006/03/09 2006/03/09 2006/03/10	QUALITY SYMBOLS 	GENERAL TOLERANCES (UNLESS SPECIFIED)		DIMENSION STYLE MM/IN		SCALE ---	DESIGN UNITS METRIC	THIRD ANGLE PROJECTION	
				4 PLACES ± --- mm ± --- INCH	DRAWN BY PDAI	DATE 2006/03/07	TITLE DVI_A(M)-VGA(F) ADAPTER			
				3 PLACES ± --- mm ± --- INCH	CHECKED BY ZXDENG	DATE 2006/03/07	MOLEX INCORPORATED			
				2 PLACES ± --- mm ± --- INCH	APPROVED BY BORON	DATE 2006/03/07	MATERIAL NO. 88741-8700	DOCUMENT NO. SD-88741-008	SHEET NO. 2 OF 2	
		1 PLACE ± --- mm ± --- INCH	ANGULAR ± ---°		DRAFT WHERE APPLICABLE MUST REMAIN WITHIN DIMENSIONS					
					SIZE A4	THIS DRAWING CONTAINS INFORMATION THAT IS PROPRIETARY TO MOLEX INCORPORATED AND SHOULD NOT BE USED WITHOUT WRITTEN PERMISSION				