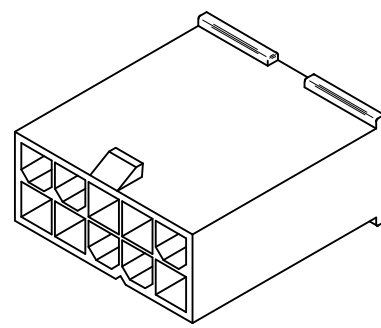
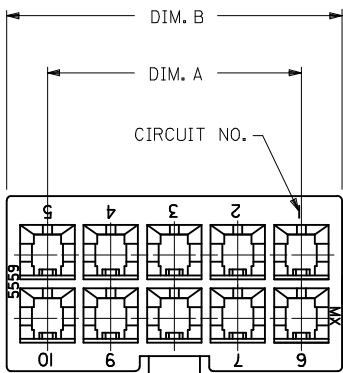
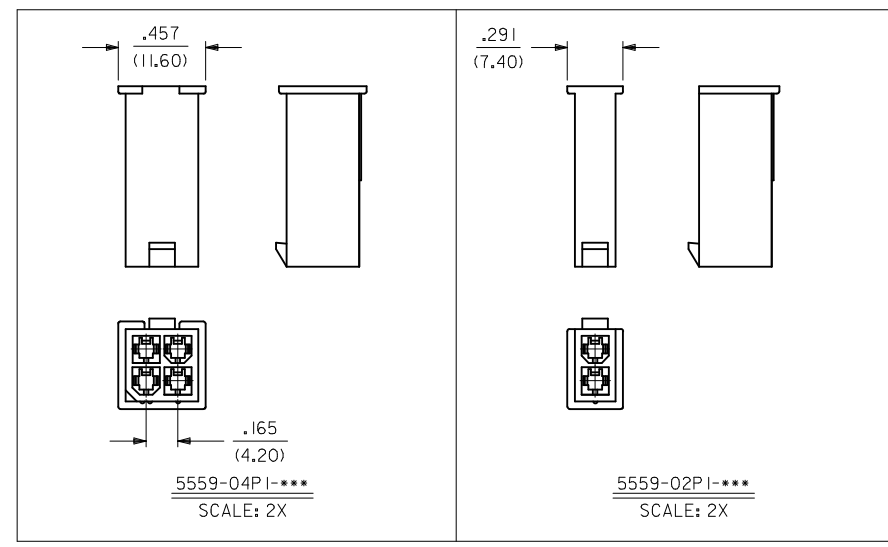
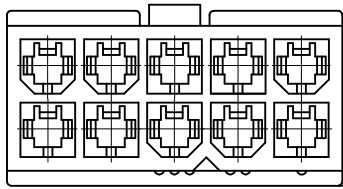
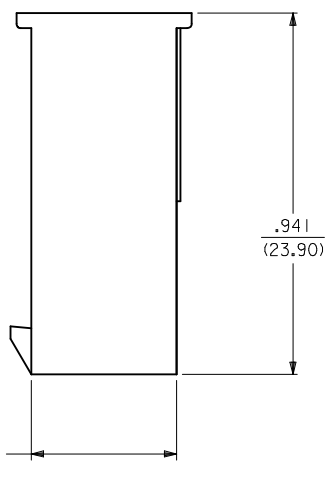
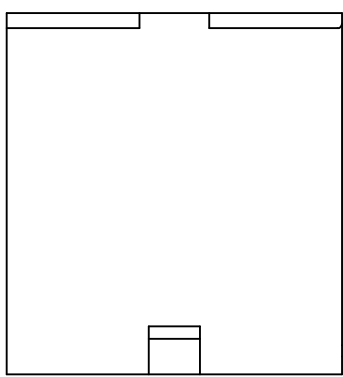




Old Part Number	5559-16P1
<b>Reference - Drawing Numbers</b>	
Product Specification	PS-5556-001
Sales Drawing	SD-5559-NP1*



CKT. SIZE	DIM. A	DIM. B
6	.331 (8.40)	.543 (13.80)
8	.496 (12.60)	.709 (18.00)
10	.661 (16.80)	.874 (22.20)
12	.827 (21.00)	1.039 (26.40)
14	.992 (25.20)	1.205 (30.60)
16	1.157 (29.40)	1.370 (34.80)
18	1.323 (33.60)	1.535 (39.00)
20	1.488 (37.80)	1.701 (43.20)
22	1.654 (42.00)	1.866 (47.40)
24	1.819 (46.20)	2.031 (51.60)

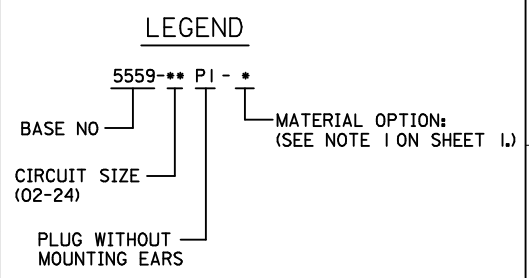


- NOTES:
- MATERIAL: BLANK=NYLON 6/6, UL 94V-2, COLOR: NATURAL  
BL=NYLON 6/6, UL94V-2, COLOR: BLACK  
210=NYLON 6/6, UL 94V-0, COLOR: NATURAL  
220=NYLON 6/6, UL 94V-2, U.V. STABILIZED, COLOR: BLACK
  - FINISH: N/A
  - PRODUCT SPECIFICATION: PS-5556-001
  - PACKAGING SPECIFICATION: SEE CHARTS
  - THIS PART MATES WITH RECEPTACLE #5557
  - THIS PART IS FOR USE WITH MOLEX MALE TERMINAL #5558-\*

<b>ADDED PK SPECS</b> EC NO: UCP2009-0724 DRWN:KLOSTEMEIER 2008/10/01 CHKD:JBELL 2008/10/03 APPR:FSMITH 2008/10/03	QUALITY SYMBOLS ▽=0 ▽=0	GENERAL TOLERANCES (UNLESS SPECIFIED) <table border="1"> <thead> <tr> <th></th> <th>mm</th> <th>INCH</th> </tr> </thead> <tbody> <tr> <td>4 PLACES ±</td> <td>---</td> <td>---</td> </tr> <tr> <td>3 PLACES ±</td> <td>---</td> <td>±.015</td> </tr> <tr> <td>2 PLACES ±</td> <td>0.38</td> <td>---</td> </tr> <tr> <td>1 PLACE ±</td> <td>---</td> <td>---</td> </tr> </tbody> </table>		mm	INCH	4 PLACES ±	---	---	3 PLACES ±	---	±.015	2 PLACES ±	0.38	---	1 PLACE ±	---	---	DIMENSION STYLE <b>IN/MM</b> DRAWN BY: RJF DATE: 1989/09/22 CHECKED BY: BAP DATE: 1989/09/22 APPROVED BY: ROS DATE: 1989/09/22	SCALE: 4:1 DESIGN UNITS: METRIC THIRD ANGLE PROJECTION	SHEET NO. 1 OF 2
		mm	INCH																	
	4 PLACES ±	---	---																	
	3 PLACES ±	---	±.015																	
2 PLACES ±	0.38	---																		
1 PLACE ±	---	---																		
DRAFT WHERE APPLICABLE MUST REMAIN WITHIN DIMENSIONS	MATERIAL NO. SEE CHART	DOCUMENT NO. SD-5559-NP1*	<b>MOLEX INCORPORATED</b>																	
THIS DRAWING CONTAINS INFORMATION THAT IS PROPRIETARY TO MOLEX INCORPORATED AND SHOULD NOT BE USED WITHOUT WRITTEN PERMISSION																				
D2	REV																			

13	12	11	10	9
PART NUMBER	ENG. NUMBER	CIRCUIT SIZE	MATERIAL	PACKAGING SPECIFICATION
39-01-3023	5559-02P I	2	94V-2	PK-5559-002
39-01-3043	5559-04P I	4	94V-2	BULK
39-01-3063	5559-06P I	6	94V-2	BULK
39-01-3083	5559-08P I	8	94V-2	BULK
39-01-3103	5559-10P I	10	94V-2	BULK
39-01-3123	5559-12P I	12	94V-2	BULK
39-01-3143	5559-14P I	14	94V-2	BULK
39-01-3163	5559-16P I	16	94V-2	BULK
39-01-3183	5559-18P I	18	94V-2	BULK
39-01-3203	5559-20P I	20	94V-2	BULK
39-01-3223	5559-22P I	22	94V-2	BULK
39-01-3243	5559-24P I	24	94V-2	BULK

8	7	6	5	4
PART NUMBER	ENG. NUMBER	CIRCUIT SIZE	MATERIAL	PACKAGING SPECIFICATION
39-01-3029	5559-02P I-2 I O	2	94V-0	PK-5559-002
39-01-3049	5559-04P I-2 I O	4	94V-0	BULK
39-01-3069	5559-06P I-2 I O	6	94V-0	BULK
39-01-3089	5559-08P I-2 I O	8	94V-0	BULK
39-01-3109	5559-10P I-2 I O	10	94V-0	BULK
39-01-3129	5559-12P I-2 I O	12	94V-0	BULK
39-01-3149	5559-14P I-2 I O	14	94V-0	BULK
39-01-3169	5559-16P I-2 I O	16	94V-0	BULK
39-01-3189	5559-18P I-2 I O	18	94V-0	BULK
39-01-3209	5559-20P I-2 I O	20	94V-0	BULK
39-01-3229	5559-22P I-2 I O	22	94V-0	BULK
39-01-3249	5559-24P I-2 I O	24	94V-0	BULK



PART NUMBER	ENG. NUMBER	CIRCUIT SIZE	MATERIAL	PACKAGING SPECIFICATION
15-04-6020	5559-02P I-220	2	94V-2, U.V. STABILIZED	PK-5559-002
NO E.D.P.	5559-04P I-220	4	94V-2, U.V. STABILIZED	BULK
NO E.D.P.	5559-06P I-220	6	94V-2, U.V. STABILIZED	BULK
NO E.D.P.	5559-08P I-220	8	94V-2, U.V. STABILIZED	BULK
NO E.D.P.	5559-10P I-220	10	94V-2, U.V. STABILIZED	BULK
NO E.D.P.	5559-12P I-220	12	94V-2, U.V. STABILIZED	BULK
NO E.D.P.	5559-14P I-220	14	94V-2, U.V. STABILIZED	BULK
NO E.D.P.	5559-16P I-220	16	94V-2, U.V. STABILIZED	BULK
NO E.D.P.	5559-18P I-220	18	94V-2, U.V. STABILIZED	BULK
NO E.D.P.	5559-20P I-220	20	94V-2, U.V. STABILIZED	BULK
NO E.D.P.	5559-22P I-220	22	94V-2, U.V. STABILIZED	BULK
NO E.D.P.	5559-24P I-220	24	94V-2, U.V. STABILIZED	BULK

PART NUMBER	ENG. NUMBER	CIRCUIT SIZE	MATERIAL	PACKAGING SPECIFICATION
39-01-3026	5559-02P1-BL	2	94V-2	PK-5559-002
39-01-3046	5559-04P1-BL	4	94V-2	BULK
39-01-3066	5559-06P1-BL	6	94V-2	BULK
39-01-3086	5559-08P1-BL	8	94V-2	BULK
39-01-3106	5559-10P1-BL	10	94V-2	BULK
39-01-3126	5559-12P1-BL	12	94V-2	BULK
39-01-3146	5559-14P1-BL	14	94V-2	BULK
39-01-3166	5559-16P1-BL	16	94V-2	BULK

<b>ADDED PK SPECS</b> EC NO: UCP2009-0724 DRWN: JLOSTNER 2008/10/01 CHKD: J BELL 2008/10/03 APPR: F SMITH 2008/10/03 REV DESCRIPTION	QUALITY SYMBOLS ▽=0 ▽=0	GENERAL TOLERANCES (UNLESS SPECIFIED) <table border="1"> <tr><th colspan="2">mm</th><th>INCH</th></tr> <tr><td>4 PLACES ±</td><td>---</td><td>± ---</td></tr> <tr><td>3 PLACES ±</td><td>---</td><td>± ---</td></tr> <tr><td>2 PLACES ±</td><td>---</td><td>± .015</td></tr> <tr><td>1 PLACE ±</td><td>0.38</td><td>± ---</td></tr> </table>	mm		INCH	4 PLACES ±	---	± ---	3 PLACES ±	---	± ---	2 PLACES ±	---	± .015	1 PLACE ±	0.38	± ---	DIMENSION STYLE <b>IN/MM</b> DRAWN BY DATE R J F 1989/09/22 CHECKED BY DATE B A P 1989/09/22 APPROVED BY DATE R O S 1989/09/22	SCALE <b>1:1</b> DESIGN UNITS <b>INCH</b> THIRD ANGLE PROJECTION	<b>MINI-FIT JR SERIES          PLUG W/O MTG. EARS</b>
	mm		INCH																	
	4 PLACES ±	---	± ---																	
	3 PLACES ±	---	± ---																	
2 PLACES ±	---	± .015																		
1 PLACE ±	0.38	± ---																		
MATERIAL NO. <b>SEE CHART</b>	DOCUMENT NO. <b>SD-5559-NP1*</b>	SHEET NO. <b>2 OF 2</b>																		
DRAFT WHERE APPLICABLE MUST REMAIN WITHIN DIMENSIONS			THIS DRAWING CONTAINS INFORMATION THAT IS PROPRIETARY TO MOLEX INCORPORATED AND SHOULD NOT BE USED WITHOUT WRITTEN PERMISSION																	
<b>D2</b>			<b>MOLEX INCORPORATED</b>																	