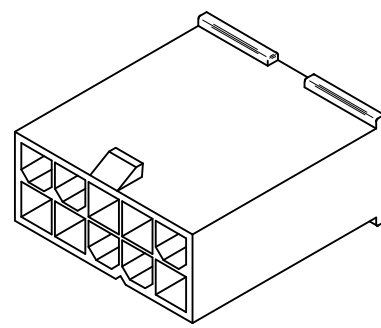
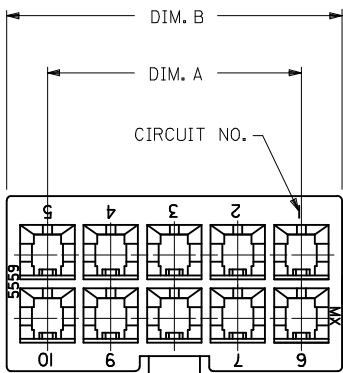
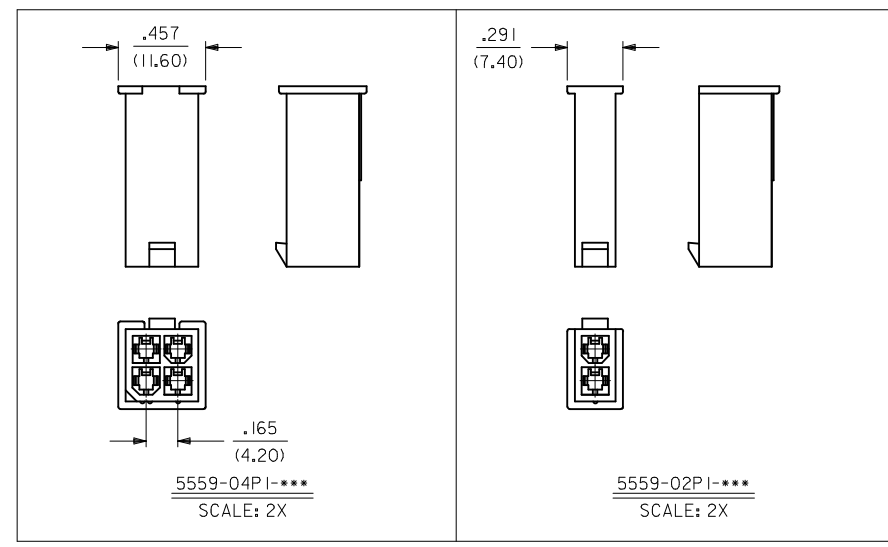
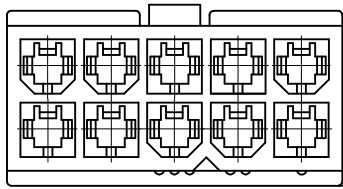
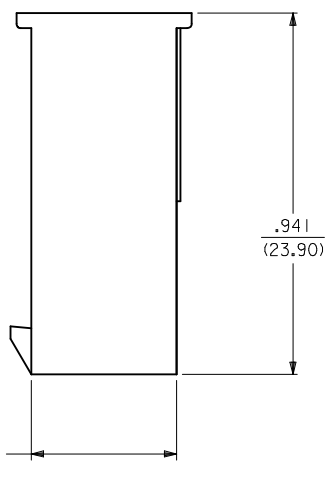
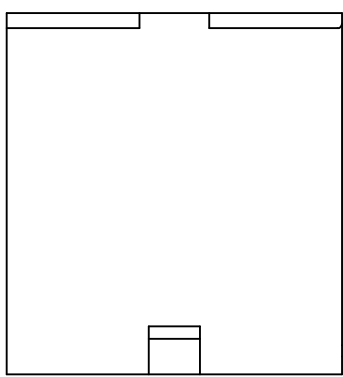


Old Part Number	5559-10P1
Reference - Drawing Numbers	
Product Specification	PS-5556-001
Sales Drawing	SD-5559-NP1*



CKT. SIZE	DIM. A	DIM. B
6	.331 (8.40)	.543 (13.80)
8	.496 (12.60)	.709 (18.00)
10	.661 (16.80)	.874 (22.20)
12	.827 (21.00)	1.039 (26.40)
14	.992 (25.20)	1.205 (30.60)
16	1.157 (29.40)	1.370 (34.80)
18	1.323 (33.60)	1.535 (39.00)
20	1.488 (37.80)	1.701 (43.20)
22	1.654 (42.00)	1.866 (47.40)
24	1.819 (46.20)	2.031 (51.60)

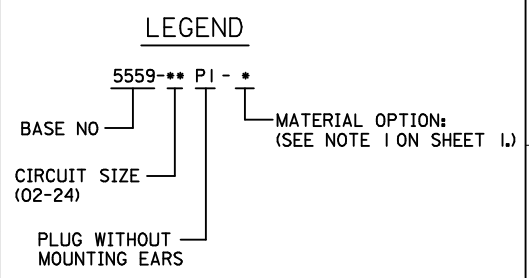


- NOTES:
- MATERIAL: BLANK=NYLON 6/6, UL 94V-2, COLOR: NATURAL
BL=NYLON 6/6, UL94V-2, COLOR: BLACK
210=NYLON 6/6, UL 94V-0, COLOR: NATURAL
220=NYLON 6/6, UL 94V-2, U.V. STABILIZED, COLOR: BLACK
 - FINISH: N/A
 - PRODUCT SPECIFICATION: PS-5556-001
 - PACKAGING SPECIFICATION: SEE CHARTS
 - THIS PART MATES WITH RECEPTACLE #5557
 - THIS PART IS FOR USE WITH MOLEX MALE TERMINAL #5558-*

ADDED PK SPECS EC NO: UCP2009-0724 DRWN:KLOSTERMEIER 2008/10/01 CHKD:JBELL 2008/10/03 APPR:FSMITH 2008/10/03	QUALITY SYMBOLS ▽=0 ▽=0	GENERAL TOLERANCES (UNLESS SPECIFIED) <table border="1"> <thead> <tr> <th></th> <th>mm</th> <th>INCH</th> </tr> </thead> <tbody> <tr> <td>4 PLACES</td> <td>± .015</td> <td>± .0005</td> </tr> <tr> <td>3 PLACES</td> <td>± .015</td> <td>± .0005</td> </tr> <tr> <td>2 PLACES</td> <td>± 0.38</td> <td>± .015</td> </tr> <tr> <td>1 PLACE</td> <td>± .015</td> <td>± .0005</td> </tr> </tbody> </table>		mm	INCH	4 PLACES	± .015	± .0005	3 PLACES	± .015	± .0005	2 PLACES	± 0.38	± .015	1 PLACE	± .015	± .0005	DIMENSION STYLE IN/MM	SCALE 4:1	DESIGN UNITS METRIC	THIRD ANGLE PROJECTION
		mm	INCH																		
	4 PLACES	± .015	± .0005																		
	3 PLACES	± .015	± .0005																		
2 PLACES	± 0.38	± .015																			
1 PLACE	± .015	± .0005																			
REV D2	DESCRIPTION MINI FIT JR SERIES PLUG W/O MTG. EARS	DRAWN BY RJF	DATE 1989/09/22	TITLE MINI FIT JR SERIES PLUG W/O MTG. EARS	MOLEX	MOLEX INCORPORATED															
MATERIAL NO. SEE CHART	DOCUMENT NO. SD-5559-NP1*	CHECKED BY BAP	DATE 1989/09/22	APPROVED BY ROS	DATE 1989/09/22	SHEET NO. 1 OF 2															
DRAFT WHERE APPLICABLE MUST REMAIN WITHIN DIMENSIONS	SIZE C	THIS DRAWING CONTAINS INFORMATION THAT IS PROPRIETARY TO MOLEX INCORPORATED AND SHOULD NOT BE USED WITHOUT WRITTEN PERMISSION																			

13	12	11	10	9
PART NUMBER	ENG. NUMBER	CIRCUIT SIZE	MATERIAL	PACKAGING SPECIFICATION
39-01-3023	5559-02P I	2	94V-2	PK-5559-002
39-01-3043	5559-04P I	4	94V-2	BULK
39-01-3063	5559-06P I	6	94V-2	BULK
39-01-3083	5559-08P I	8	94V-2	BULK
39-01-3103	5559-10P I	10	94V-2	BULK
39-01-3123	5559-12P I	12	94V-2	BULK
39-01-3143	5559-14P I	14	94V-2	BULK
39-01-3163	5559-16P I	16	94V-2	BULK
39-01-3183	5559-18P I	18	94V-2	BULK
39-01-3203	5559-20P I	20	94V-2	BULK
39-01-3223	5559-22P I	22	94V-2	BULK
39-01-3243	5559-24P I	24	94V-2	BULK

8	7	6	5	4
PART NUMBER	ENG. NUMBER	CIRCUIT SIZE	MATERIAL	PACKAGING SPECIFICATION
39-01-3029	5559-02P I-2 I O	2	94V-0	PK-5559-002
39-01-3049	5559-04P I-2 I O	4	94V-0	BULK
39-01-3069	5559-06P I-2 I O	6	94V-0	BULK
39-01-3089	5559-08P I-2 I O	8	94V-0	BULK
39-01-3109	5559-10P I-2 I O	10	94V-0	BULK
39-01-3129	5559-12P I-2 I O	12	94V-0	BULK
39-01-3149	5559-14P I-2 I O	14	94V-0	BULK
39-01-3169	5559-16P I-2 I O	16	94V-0	BULK
39-01-3189	5559-18P I-2 I O	18	94V-0	BULK
39-01-3209	5559-20P I-2 I O	20	94V-0	BULK
39-01-3229	5559-22P I-2 I O	22	94V-0	BULK
39-01-3249	5559-24P I-2 I O	24	94V-0	BULK



PART NUMBER	ENG. NUMBER	CIRCUIT SIZE	MATERIAL	PACKAGING SPECIFICATION
15-04-6020	5559-02P I-220	2	94V-2, U.V. STABILIZED	PK-5559-002
NO E.D.P.	5559-04P I-220	4	94V-2, U.V. STABILIZED	BULK
NO E.D.P.	5559-06P I-220	6	94V-2, U.V. STABILIZED	BULK
NO E.D.P.	5559-08P I-220	8	94V-2, U.V. STABILIZED	BULK
NO E.D.P.	5559-10P I-220	10	94V-2, U.V. STABILIZED	BULK
NO E.D.P.	5559-12P I-220	12	94V-2, U.V. STABILIZED	BULK
NO E.D.P.	5559-14P I-220	14	94V-2, U.V. STABILIZED	BULK
NO E.D.P.	5559-16P I-220	16	94V-2, U.V. STABILIZED	BULK
NO E.D.P.	5559-18P I-220	18	94V-2, U.V. STABILIZED	BULK
NO E.D.P.	5559-20P I-220	20	94V-2, U.V. STABILIZED	BULK
NO E.D.P.	5559-22P I-220	22	94V-2, U.V. STABILIZED	BULK
NO E.D.P.	5559-24P I-220	24	94V-2, U.V. STABILIZED	BULK

PART NUMBER	ENG. NUMBER	CIRCUIT SIZE	MATERIAL	PACKAGING SPECIFICATION
39-01-3026	5559-02P1-BL	2	94V-2	PK-5559-002
39-01-3046	5559-04P1-BL	4	94V-2	BULK
39-01-3066	5559-06P1-BL	6	94V-2	BULK
39-01-3086	5559-08P1-BL	8	94V-2	BULK
39-01-3106	5559-10P1-BL	10	94V-2	BULK
39-01-3126	5559-12P1-BL	12	94V-2	BULK
39-01-3146	5559-14P1-BL	14	94V-2	BULK
39-01-3166	5559-16P1-BL	16	94V-2	BULK

ADDED PK SPECS EC NO: UCP2009-0724 DRAWN: JLOSTNER 2008/10/01 CHKD: JBEL 2008/10/03 APPR: F SMITH 2008/10/03 REV DESCRIPTION	QUALITY SYMBOLS ▽=0 ▽=0	GENERAL TOLERANCES (UNLESS SPECIFIED) <table border="1"> <tr><th colspan="2">mm</th><th>INCH</th></tr> <tr><td>4 PLACES ±</td><td>---</td><td>± ---</td></tr> <tr><td>3 PLACES ±</td><td>---</td><td>± ---</td></tr> <tr><td>2 PLACES ±</td><td>---</td><td>± .015</td></tr> <tr><td>1 PLACE ±</td><td>0.38</td><td>± ---</td></tr> </table>	mm		INCH	4 PLACES ±	---	± ---	3 PLACES ±	---	± ---	2 PLACES ±	---	± .015	1 PLACE ±	0.38	± ---	DIMENSION STYLE IN/MM DRAWN BY DATE R/JF 1989/09/22 CHECKED BY DATE BAP 1989/09/22 APPROVED BY DATE ROS 1989/09/22	SCALE 1:1 DESIGN UNITS INCH THIRD ANGLE PROJECTION	TITLE MINI-FIT JR SERIES PLUG W/O MTG. EARS
	mm		INCH																	
	4 PLACES ±	---	± ---																	
	3 PLACES ±	---	± ---																	
2 PLACES ±	---	± .015																		
1 PLACE ±	0.38	± ---																		
MATERIAL NO. SEE CHART	DOCUMENT NO. SD-5559-NP1*	SHEET NO. 2 OF 2																		
DRAFT WHERE APPLICABLE MUST REMAIN WITHIN DIMENSIONS			THIS DRAWING CONTAINS INFORMATION THAT IS PROPRIETARY TO MOLEX INCORPORATED AND SHOULD NOT BE USED WITHOUT WRITTEN PERMISSION																	
SIZE C			MOLEX MOLEX INCORPORATED																	