

Switch Language

English

Need Assistance?

Contact Us
Find a Distributor
Order Samples
Tech Library

Printer-friendly page

Email this page

[Home](#) [Crimp Housings](#) [Datasheet](#)

Part Number: 0039012020

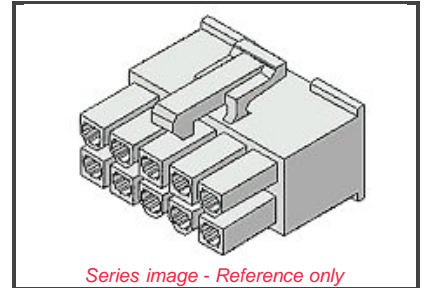
Status: Active **Overview:** [Mini-Fit Jr.™](#)

Description: 4.20mm (.165") Pitch Mini-Fit Jr.™ Receptacle Housing, Dual Row, UL 94V-2, 2 Circuits

Documents:

Note - Please disable browser pop-up blockers for documents on www.molex.com

- [Drawing \(PDF\)](#)
- [Product Specification PS-5557-003 \(PDF\)](#)
- [Product Specification PS-5557-004 \(PDF\)](#)
- [Product Specification PS-5557-010 \(PDF\)](#)
- [Product Specification PS-5557-011 \(PDF\)](#)
- [Product Specification PS-5557-012 \(PDF\)](#)
- [Product Specification PS-5557-013 \(PDF\)](#)
- [Product Specification PS-5557-015 \(PDF\)](#)
- [Product Specification PS-5557-016 \(PDF\)](#)
- [Product Specification PS-5557-021 \(PDF\)](#)
- [Product Specification PS-5557-039 \(PDF\)](#)
- [Product Specification PS-5557-040 \(PDF\)](#)
- [Product Specification PS-5557-041 \(PDF\)](#)
- [Product Specification PS-5557-042 \(PDF\)](#)
- [Product Specification PS-5557-043 \(PDF\)](#)
- [Product Specification PS-5557-044 \(PDF\)](#)
- [3D Model](#)
- [Test Summary \(PDF\)](#)
- [Related Catalog Page \(PDF\)](#)



EU RoHS **China RoHS**
ELV and RoHS Compliant



Need more information on product compliance?

Email productcompliance@molex.com

Please visit the [Contact Us](#) section for any non-product compliance questions.

Order Products:

[Check Distributor Inventory](#) [Add to My Parts](#)
[Request Samples](#)

Part Detail: [\(show all\)](#)

[General](#) [Physical](#) [Electrical](#) [Material Info](#)

General

Product Family Crimp Housings
Series [5557](#)
Comments Glow Wire Equivalent Part Number [50361673](#)
Overview [Mini-Fit Jr.™](#)
Product Name Mini-Fit Jr.™

Physical

Breakaway No
Circuits (maximum) 2
Color - Resin Natural
Flammability 94V-2
Gender Female
Material - Resin Nylon
Number of Rows 2
Packaging Type Bag
Panel Mount No
Pitch - Mating Interface (in) 0.165 In
Pitch - Mating Interface (mm) 4.20 mm
Pitch - Term. Interface (in) 0.165 In
Pitch - Term. Interface (mm) 4.20 mm

Search Parts in this Series

[5557 Series](#)

Mates With

[5559d](#), [5566vw](#), [5566vwo](#), [5569rdf](#),
[5569rdp](#), [43810a](#), [43810b](#), [43810c](#),
[43810d](#), [44068a](#), [44068b](#), [44068c](#),
[44068d](#), [44281](#), [44472dw](#), [44472dwo](#),
[87427](#), [87427r](#), [87427rf](#), [42404](#),
[44474](#), [42440](#), [43879](#), [42475](#)

Use With

[5556](#), [44476](#), [44485](#), [41995](#)

Polarized to Mating Part	Yes
Stackable	No
Temperature Range - Operating	-40°C to +105°C

Electrical

CSA	LR19980
TUV	R75142
UL	E29179

Material Info

Old Part Number	5557-02R
-----------------	----------

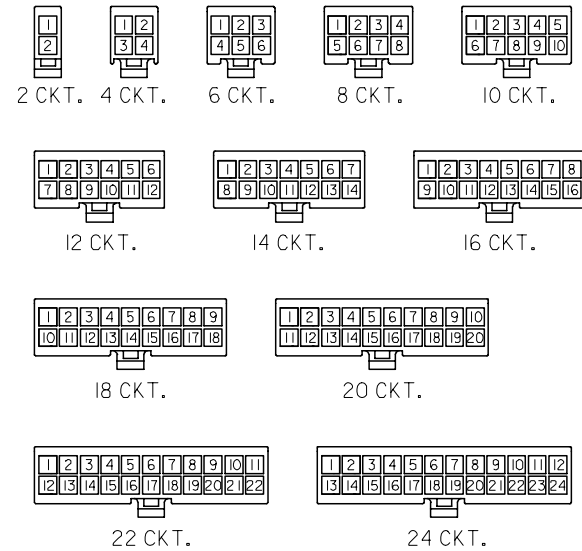
Reference - Drawing Numbers

Product Specification	PS-5557-003
Product Specification	PS-5557-004
Product Specification	PS-5557-010
Product Specification	PS-5557-011
Product Specification	PS-5557-012
Product Specification	PS-5557-013
Product Specification	PS-5557-015
Product Specification	PS-5557-016
Product Specification	PS-5557-021
Product Specification	PS-5557-039
Product Specification	PS-5557-040
Product Specification	PS-5557-041
Product Specification	PS-5557-042
Product Specification	PS-5557-043
Product Specification	PS-5557-044
Sales Drawing	SD-5557-003

10 9 8 7 6 5 4 3 2 1

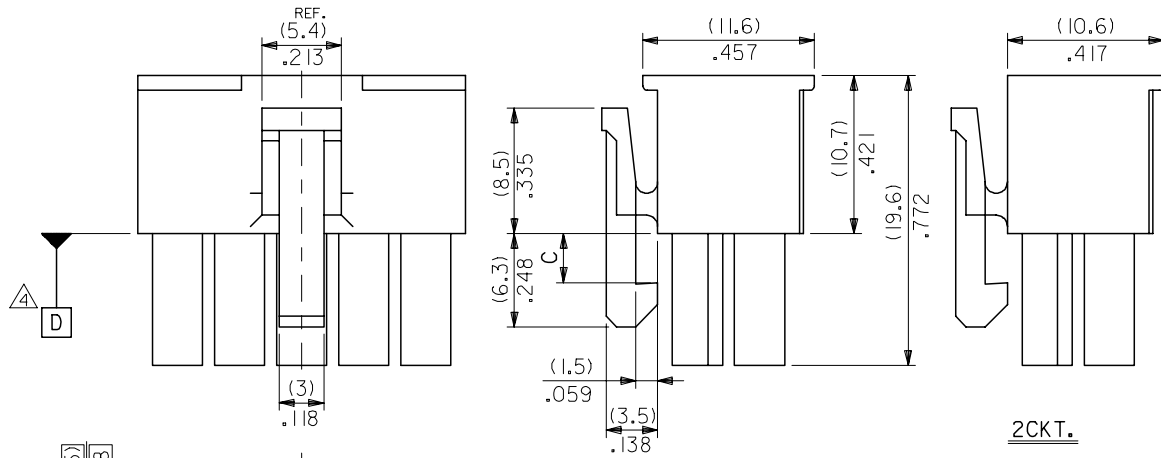
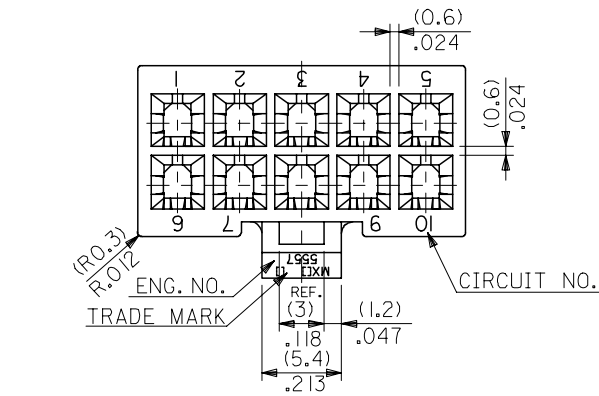
NOTES

1. TERMINAL : 5556 SERIES
 2. MATE WITH : 5559 SERIES
5566 SERIES
5569 SERIES
501566 SERIES
 3. (METRIC) VALUES SHOWN GOVERN OVER ENGLISH CONVERSION VALUES.
- △ TO BE MEASURED AT POSITION OF □ SURFACE.



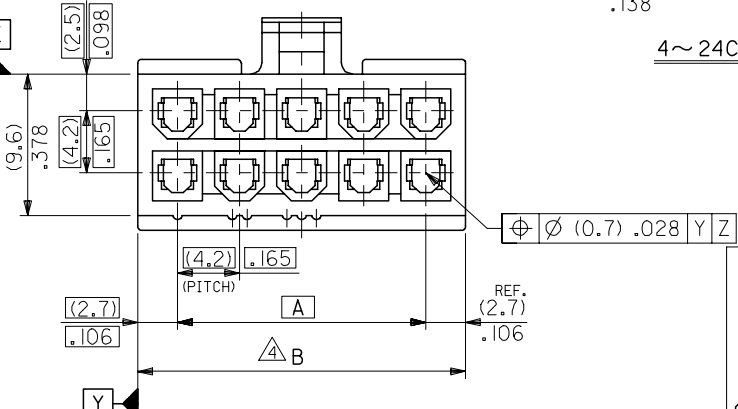
CIRCUIT SIZE LAYOUT
(SCALE 1:1)

(3.6) .142	(51.6) 2.031	(46.2) 1.819	39-01-2240	5557-24R	24
	(47.4) 1.866	(42) 1.654	↑ -2220	↑ -22R	22
(3.3) .129	(43.2) 1.701	(37.8) 1.488	-2200	-20R	20
	(39) 1.535	(33.6) 1.323	-2180	-18R	18
	(34.8) 1.37	(29.4) 1.158	-2160	-16R	16
	(30.6) 1.205	(25.2) .992	-2140	-14R	14
	(26.4) 1.039	(21) .827	-2120	-12R	12
	(22.2) .874	(16.8) .661	-2100	-10R	10
	(18) .709	(12.6) .496	-2080	-08R	8
	(13.8) .543	(8.4) .331	-2060	-06R	6
	(9.6) .378	(4.2) .165	↓ -2040	↓ -04R	4
	(5.4) .213	—	39-01-2020	5557-02R	2



4~24CKT.

材料 MATERIAL	66NYLON (UL94V-2)
仕上り FINISH	—
適用電線範囲 WIRE RANGE	—
被覆外径 NS. RANGE	—



REVISED EC NO: J2005-3799 DRWN: NABEI CHKD: KTOYODA APPR: NUKITA	2005/06/20	2005/06/21	2005/06/27	DESCRIPTION	GENERAL TOLERANCES (UNLESS SPECIFIED)	DIMENSION STYLE MM ONLY	SCALE 3:1	DESIGN UNITS METRIC	THIRD ANGLE PROJECTION
	10 UNDER	±0.2	DRAWN BY S. MOCHIZUKI		DATE '90/02/22	TITLE NEW MINI FIT CONN REC. HOUSING			
	10 OVER 30 UNDER	±0.3	CHECKED BY M. FUKUSHIMA		DATE '97/01/08	MATERIAL NO. SEE CHART			
	30 OVER	±0.4	APPROVED BY M. FUKUSHIMA		DATE '97/01/08	DOCUMENT NO. SD-5557-003			
DRAFT WHERE APPLICABLE MUST REMAIN WITHIN DIMENSIONS					SIZE A3	THIS DRAWING CONTAINS INFORMATION THAT IS PROPRIETARY TO MOLEX INCORPORATED AND SHOULD NOT BE USED WITHOUT WRITTEN PERMISSION			