

Series image - Reference only

[EU RoHS](#)

[China RoHS](#)

ELV and RoHS Compliant



Duration at Max. Process Temperature (seconds) 5

Lead-free Process Capability

Wave Capable (TH only)

Max. Cycles at Max. Process Temperature

1

Process Temperature max. C

235

Search Parts in this Series

[6373 Series](#)

Mates With

[2695](#), [6471](#), [7880](#), [4455](#), [7720](#)

Part Number: **0022232091**

Status: **Active**

Description: 2.54mm (.100") Pitch KK® Solid Header, Vertical, with Friction Lock, 9 Circuits, Tin (Sn) Plating

Documents:

- [Drawing \(PDF\)](#)
- [Product Specification PS-10-07 \(PDF\)](#)
- [3D Model](#)
- [Packaging Specification \(PDF\)](#)
- [Related Catalog Page \(PDF\)](#)

Order Products:

[Check Distributor Inventory](#)

Part Detail: [\(show all\)](#)

General

Physical

Electrical

Material Info

Reference - Drawing Numbers

General

Product Family	PCB Headers
Series	6373
Application	Wire-to-Board
Product Name	KK®

Physical

Breakaway	No
Circuits (Loaded)	9
Circuits (maximum)	9
Color - Resin	Natural (White)
Durability (mating cycles) min	25 cycles
Flammability	94V-0
Lock to Mating Part	Yes
Material - Metal	Brass
Material - Plating Mating	Tin
Material - Resin	Nylon
Number of Rows	1
Orientation	Vertical
PC Tail Length (in)	0.140 In
PC Tail Length (mm)	3.56 mm
PCB Locator	No
PCB Retention	None
PCB Thickness Recommended (in)	0.062 In
PCB Thickness Recommended (mm)	1.60 mm
Packaging Type	Bag
Pitch - Mating Interface (in)	0.100 In
Pitch - Mating Interface (mm)	2.54 mm
Polarized to Mating Part	Yes
Polarized to PCB	No
Shrouded	Partial
Stackable	No
Temperature Range - Operating	0°C to +75°C
Termination Interface: Style	Through Hole

Electrical

CSA	LR19980
Current - Maximum	4.00 Amp
UL	E29179
Voltage - Maximum	250V

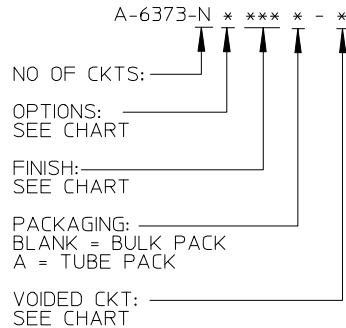
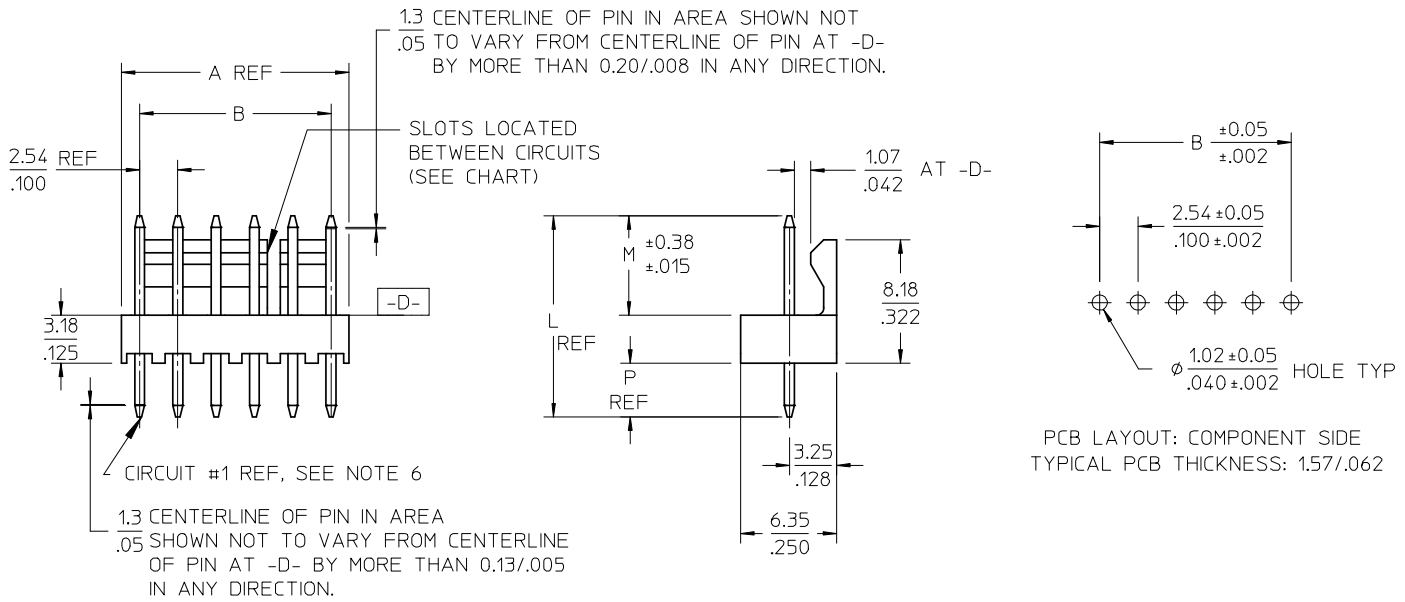
Material Info

Old Part Number	A-6373-09A102
-----------------	---------------

Reference - Drawing Numbers

Product Specification	PS-10-07
Sales Drawing	SD-6373-001

CKT	6		SLOTS LOCATION
	A	B	
02	5.08 .200	2.54 ± 0.05 .100 ± .002	NONE
03	7.62 .300	5.08 ± 0.10 .200 ± .004	NONE
04	10.16 .400	7.62 ± 0.13 .300 ± .005	NONE
05	12.70 .500	10.16 ± 0.13 .400 ± .005	NONE
06	15.24 .600	12.70 ± 0.13 .500 ± .005	4, 5
07	17.78 .700	15.24 ± 0.13 .600 ± .005	4, 5
08	20.32 .800	17.78 ± 0.15 .700 ± .006	4, 5
09	22.86 .900	20.32 ± 0.15 .800 ± .006	4, 5
10	25.40 1.000	22.86 ± 0.15 .900 ± .006	4, 5
11	27.94 1.100	25.40 ± 0.18 1.000 ± .007	4, 5 8, 9
12	30.48 1.200	27.94 ± 0.18 1.100 ± .007	4, 5 8, 9
13	33.02 1.300	30.48 ± 0.18 1.200 ± .007	4, 5 8, 9
14	35.56 1.400	33.02 ± 0.18 1.300 ± .007	4, 5 8, 9
15	38.10 1.500	35.56 ± 0.20 1.400 ± .008	4, 5 12, 13
16	40.64 1.600	38.10 ± 0.20 1.500 ± .008	4, 5 12, 13
17	43.18 1.700	40.64 ± 0.20 1.600 ± .008	4, 5 12, 13
18	45.72 1.800	43.18 ± 0.20 1.700 ± .008	4, 5 12, 13
19	48.26 1.900	45.72 ± 0.23 1.800 ± .009	4, 5 16, 17
20	50.80 2.000	48.26 ± 0.23 1.900 ± .009	4, 5 16, 17
21	53.34 2.100	50.80 ± 0.23 2.000 ± .009	4, 5 16, 17
22	55.88 2.200	53.34 ± 0.23 2.100 ± .009	4, 5 16, 17
23	58.42 2.300	55.88 ± 0.23 2.200 ± .009	4, 5 20, 21
24	60.96 2.400	58.42 ± 0.25 2.300 ± .010	4, 5 20, 21
25	63.50 2.500	60.96 ± 0.25 2.400 ± .010	4, 5 20, 21
26	66.04 2.600	63.50 ± 0.25 2.500 ± .010	4, 5 20, 21
27	68.58 2.700	66.04 ± 0.25 2.600 ± .010	4, 5 24, 25
28	71.12 2.800	68.58 ± 0.25 2.700 ± .010	4, 5 24, 25



NOTES:

- MATERIAL: NYLON, UL 94V-0, COLOR - WHITE.
- FINISH:
(102) = OVERALL TIN: 0.00508/.000200 MIN OVER 0.00254/.000100 MIN COPPER.
(122) = OVERALL TIN: 0.00381/.000150 MIN OVER 0.00076/.000030 MIN NICKEL.
(501) = OVERALL GOLD: 0.00051/.000020 MIN OVER 0.00076/.000030 MIN NICKEL.
(503) = OVERALL GOLD: 0.00076/.000030 MIN OVER 0.00127/.000050 MIN NICKEL.
(509) = OVERALL GOLD: 0.00127/.000050 MIN OVER 0.00076/.000030 MIN NICKEL.
(516) = OVERALL GOLD: 0.00025/.000010 MIN OVER 0.00076/.000030 MIN NICKEL.
- PRODUCT SPECIFICATION AND PROCESS PARAMETERS: PS-10-07.
- PACKAGING INFORMATION: SEE LEGEND.
- PARTS ARE STACKABLE END TO END ON 2.54/.100 CENTERS.
- CIRCUIT ONE DESIGNATION IS USED TO DEFINE VOID LOCATION. CIRCUIT ONE MAY OR MAY NOT LINE UP WITH CIRCUIT ONE ON THE MATING HOUSING.
- PIN PUSHOUT FORCE: 2 LBS MIN.
- FOR PIN DIMENSIONS, SEE APPLICABLE DRAWING.
- THIS PART CONFORMS TO CLASS B REQUIREMENTS OF COSMETIC SPECIFICATION PS-45499-002.

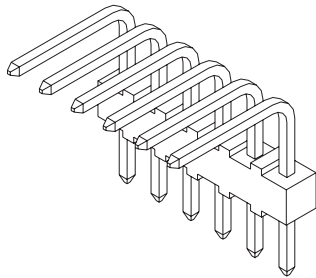
ADD SLOTS LOC. EC NO: UCP2008-1289 DRWN:ADERR 2007/12/07 CHKD:JBELL 2007/12/10 APPR:FSMITH 2007/12/10	QUALITY SYMBOLS ▽=0 ◻=0	GENERAL TOLERANCES (UNLESS SPECIFIED)		DIMENSION STYLE	SCALE	DESIGN UNITS	THIRD ANGLE PROJECTION	
			mm	INCH	MM/IN	2:1	INCH	
		4 PLACES	± ---	± ---	DRAWN BY	DATE	TITLE	
3 PLACES	± ---	± .010	SAMIEC	2004/03/31	KK 100 HEADER ASSEMBLY FRICTION LOCK SOLID BODY			
2 PLACES	± 0.25	± .015	SAMIEC	2004/03/31				
1 PLACE	± 0.38	± ---	APPROVED BY	DATE				
ANGULAR ±1/2°				MARGULIS	2004/03/31	MOLEX INCORPORATED		
DRAFT WHERE APPLICABLE MUST REMAIN WITHIN DIMENSIONS				MATERIAL NO.	SEE CHART	DOCUMENT NO.	SHEET NO.	
				SIZE	A	SD-6373-001	1 OF *	
				THIS DRAWING CONTAINS INFORMATION THAT IS PROPRIETARY TO MOLEX INCORPORATED AND SHOULD NOT BE USED WITHOUT WRITTEN PERMISSION				

GROUP:	A-6373-NA102*													
PIN NUMBER:	2766-1(102)													
PIN LENGTH: L	.560 / (14.22)													
MATING: M	.295 / (7.49)													
PC TAIL: P	.140 / (3.56)													
PACKAGING:	PK-6373-001 BULK													
CKT	MATERIAL NUMBER	ENG NUMBER	CKT	MATERIAL NUMBER	ENG NUMBER	VOID CKT	CKT	MATERIAL NUMBER	ENG NUMBER	VOID CKT	CKT	MATERIAL NUMBER	ENG NUMBER	VOID CKT
2	22-23-2021	A-6373-02A102	9	22-04-5094	A-6373-09A102-4	4	11	22-04-5117	A-6373-11A102-7	7	07	22-04-5076	A-6373-07A102-2	2
3	22-23-2031	A-6373-03A102	9	22-04-5096	A-6373-09A102-6	6	06	22-04-5063	A-6373-06A102-3	3	07	22-04-5077	A-6373-07A102-6	6
4	22-23-2041	A-6373-04A102	11	22-04-5114	A-6373-11A102-4	4	10	22-04-5101	A-6373-10A102-1	1	06	22-04-5069	A-6373-06A102-54	4, 5
5	22-23-2051	A-6373-05A102	11	22-04-5118	A-6373-11A102-8	8	10	22-04-5102	A-6373-10A102-2	2	25	22-04-5252	A-6373-25A102-2	2
6	22-23-2061	A-6373-06A102	08	22-04-5083	A-6373-08A102-3	3	10	22-04-5103	A-6373-10A102-3	3	08	22-04-5086	A-6373-08A102-6	6
7	22-23-2071	A-6373-07A102	08	22-04-5082	A-6373-08A102-2	2	15	22-04-5154	A-6373-15A102-14	14	08	22-04-5087	A-6373-08A102-52	2,3,5,6,7
8	22-23-2081	A-6373-08A102	10	22-04-5106	A-6373-10A102-6	6	05	22-04-5052	A-6373-05A102-2	2	10	22-04-5105	A-6373-10A102-5	5
9	22-23-2091	A-6373-09A102	04	22-04-5043	A-6373-04A102-3	3	08	22-04-5084	A-6373-08A102-4	4	05	22-04-5057	A-6373-05A102-52	2, 4
10	22-23-2101	A-6373-10A102	08	22-04-5081	A-6373-08A102-51	2,4,6	06	22-04-5064	A-6373-06A102-4	4	19	22-04-5198	A-6373-19A102-8	8
11	22-23-2111	A-6373-11A102	09	22-04-5093	A-6373-09A102-3	3	03	22-04-5031	A-6373-03A102-1	1	11	22-04-5119	A-6373-11A102-51	2,4,6,8,10
12	22-23-2121	A-6373-12A102	08	22-04-5085	A-6373-08A102-5	5	05	22-04-5053	A-6373-05A102-3	3	12	22-04-5129	A-6373-12A102-11	11
13	22-23-2131	A-6373-13A102	06	22-04-5065	A-6373-06A102-5	5	11	22-04-5116	A-6373-11A102-6	6	08	22-04-5088	A-6373-08A102-53	4, 6
14	22-23-2141	A-6373-14A102	07	22-04-5072	A-6373-07A102-52	2,4,6	07	22-04-5074	A-6373-07A102-4	4	04	22-04-5044	A-6373-04A102-4	4
15	22-23-2151	A-6373-15A102	06	22-04-5062	A-6373-06A102-2	2	10	22-04-5079	A-6373-10A102-52	2,3,5,6,8,9	27	22-04-5277	A-6373-27A102-51	3,7,9,11,14,16, 21, 23
16	22-23-2161	A-6373-16A102	07	22-04-5071	A-6373-07A102-51	2,3,5,6	04	22-04-5049	A-6373-04A102-51	2,3				
17	22-23-2171	A-6373-17A102	10	22-04-5100	A-6373-10A102-10	10	04	22-04-5048	A-6373-04A102-52	2,4	11	22-04-5115	A-6373-11A102-52	5, 6
18	22-23-2181	A-6373-18A102	10	22-04-5109	A-6373-10A102-9	9	04	22-04-5041	A-6373-04A102-1	1	24	22-23-3245	A-6373-24A102-23	23
19	22-23-2191	A-6373-19A102	10	22-04-5108	A-6373-10A102-8	8	03	22-04-5032	A-6373-03A102-2	2	11	22-23-3115	A-6373-11A102-10	10
20	22-23-2201	A-6373-20A102	05	22-04-5054	A-6373-05A102-4	4	13	22-04-5139	A-6373-13A102-9	9	15	22-23-3155	A-6373-15A102-15	15
21	22-23-2211	A-6373-21A102	03	22-04-5033	A-6373-03A102-3	3	12	22-04-5126	A-6373-12A102-6	6	08	22-04-5089	A-6373-08A102-54	2, 5
22	22-23-2221	A-6373-22A102	07	22-04-5075	A-6373-07A102-5	5	13	22-04-5131	A-6373-13A102-51	2,3,5,6,8,9,11,12	06	22-23-2069	A-6373-06A102-55	2,3,4,5
23	22-23-2231	A-6373-23A102	07	22-04-5073	A-6373-07A102-3	3	06	22-04-5066	A-6373-06A102-52	3,5	07	22-23-2079	A-6373-07A102-53	2,3,4,5,6
24	22-23-2241	A-6373-24A102	14	22-04-5149	A-6373-14A102-9	9	05	22-04-5056	A-6373-05A102-51	1,3,5	13	22-23-1137	A-6373-13A102-53	3,6,10,12
25	22-23-2251	A-6373-25A102	15	22-04-5152	A-6373-15A102-2	2	06	22-04-5067	A-6373-06A102-53	1, 5	10	22-23-1107	A-6373-10A102-53	4,7
26	22-23-2261	A-6373-26A102	11	50-29-1594	A-6373-11A102-53	2,3,4,5,7,8,9,10	06	22-04-5068	A-6373-06A102-6	6	18	22-23-1187	A-6373-18A102-5	5
27	22-23-2271	A-6373-27A102					02	22-04-5021	A-6373-02A102-1	1	18	22-23-1188	A-6373-18A102-7	7
28	22-23-2281	A-6373-28A102	13	22-04-5132	A-6373-13A102-52	8, 9	04	22-04-5042	A-6373-04A102-2	2	12	50-29-0096	A-6373-12A102-8	8

REV: BA9	ECR/ECN INFORMATION:		TITLE: KK 100 HEADER ASSEMBLY FRICTION LOCK SOLID BODY	SHEET No. - 2 -
	EC No.: UCP2007-1744			
	DATE: 1/24/2007			
DOCUMENT NUMBER: SD - 6373 - 001		CREATED / REVISED BY: ADERR	CHECKED BY: LSCHMIDT	APPROVED BY: FSMITH

2.54mm (.100") Pitch KK® Solid Header

4094 Right Angle



Circuits	Order No.		Lead-free
	Tin	Gold	
2	22-05-2021	22-12-2021	Yes
3	22-05-2031	22-12-2031	
4	22-05-2041	22-12-2041	
5	22-05-2051	22-12-2051	
6	22-05-2061	22-12-2061	
7	22-05-2071	22-12-2071	
8	22-05-2081	22-12-2081	
9	22-05-2091	22-12-2091	
10	22-05-2101	22-12-2101	

Note: In the Far East the polyester product has different Engineering No. and Order No.

Features and Benefits

- Sizes 2 to 28 circuits
- 4094 with voids is 4494 Series
- Various pin lengths available
- Voided circuits available (contact Molex)

Reference Information

Product Specification: PS-10-07
 Packaging: Bag
 UL File No.: E29179
 CSA File No.: LR19980
 Mates With: 2695, 4455, 6471, 7720 and 7880
 Designed In: Inches

Electrical

Voltage: 250V
 Current: 4.0A
 Contact Resistance: 20 milliohms max.
 Dielectric Withstanding Voltage: 1500V
 Insulation Resistance: 50K Megohms min.

Mechanical

Durability: Tin—25 cycles max.
 Gold—100 cycles max.

Physical

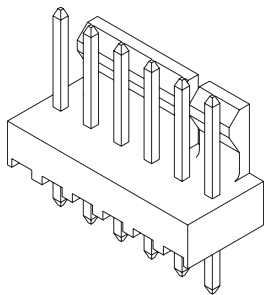
Housing: Nylon, UL 94V-0
 Contact: Brass, 0.64mm (.025") square
 Plating: See Table
 Operating Temperature: 0 to +75°C

Circuits	Order No.		Lead-free
	Tin	Gold	
11	22-05-2111	22-12-2111	Yes
12	22-05-2121	22-12-2121	
13	22-05-2131	22-12-2131	
14	22-05-2141	22-12-2141	
15	22-05-2151	22-12-2151	
16	22-05-2161	22-12-2161	
17	22-05-2171	22-12-2171	
18	22-05-2181	22-12-2181	

Circuits	Order No.		Lead-free
	Tin	Gold	
19	22-05-2191	22-12-2191	Yes
20	22-05-2201	22-12-2201	
21	22-05-2211	22-12-2211	
22	22-05-2221	22-12-2221	
23	22-05-2231	22-12-2231	
24	22-05-2241	22-12-2241	
25	22-05-2251	22-12-2251	
28	22-05-2281	22-12-2281	

2.54mm (.100") Pitch KK® Solid Header

6373 Vertical, Friction Lock



Circuits	Order No.		Lead-free
	Tin	Gold	
2	22-23-2021	22-11-2022	Yes
3	22-23-2031	22-11-2032	
4	22-23-2041	22-11-2042	
5	22-23-2051	22-11-2052	
6	22-23-2061	22-11-2062	
7	22-23-2071	22-11-2072	
8	22-23-2081	22-11-2082	
9	22-23-2091	22-11-2092	
10	22-23-2101	22-11-2102	

Note: Circuit 1 designation is used to orient the header to locate the voided circuit. Review mating connector to assure correct mating orientation.

Features and Benefits

- Sizes 2 to 28 circuits
- Friction lock provides passive lock to connector with ramp
- Good in high vibration applications
- Various pin lengths available
- Voided circuits available (contact Molex)

Reference Information

Product Specification: PS-10-07
 Packaging: Bag
 UL File No.: E29179
 CSA File No.: LR19980
 Mates With: 2695, 4455, 6471, 7720 and 7880
 Designed In: Inches

Electrical

Voltage: 250V
 Current: 4.0A
 Contact Resistance: 20 milliohms max.
 Dielectric Withstanding Voltage: 1500V
 Insulation Resistance: 50K Megohms min.

Mechanical

Durability: Tin—25 cycles max.
 Gold—100 cycles max.

Physical

Housing: Nylon, UL 94V-0
 Contact: Brass, 0.64mm (.025") square
 Plating: See Table
 Operating Temperature: 0 to +75°C

Circuits	Order No.		Lead-free
	Tin	Gold	
11	22-23-2111	22-11-2112	Yes
12	22-23-2121	22-11-2122	
13	22-23-2131	22-11-2132	
14	22-23-2141	22-11-2142	
15	22-23-2151	22-11-2152	
16	22-23-2161	22-11-2162	
17	22-23-2171	22-11-2172	
18	22-23-2181	22-11-2182	
19	22-23-2191	22-11-2192	

Circuits	Order No.		Lead-free
	Tin	Gold	
20	22-23-2201	22-11-2202	Yes
21	22-23-2211	22-11-2212	
22	22-23-2221	22-11-2222	
23	22-23-2231	22-11-2232	
24	22-23-2241	22-11-2242	
25	22-23-2251	22-11-2252	
26	22-23-2261	22-11-2262	
27	22-23-2271	22-11-2272	
28	22-23-2281	22-11-2282	