

Series image - Reference only

EU RoHS	China RoHS
ELV and RoHS Compliant	

Search Parts in this Series

[19001 Series](#)

Use With

[19002-0001](#), [19002-0002](#), [19002-0004](#)

Application Tooling

Global

Description

Hand Crimp Tool

Crimp Head for the AT-200™ Pneumatic Hand Tool

Product

[0640012600](#)

[0640052600](#)

Part Number: **0190010001**

Status: **Active**

Description: Avikrimp™ Quick Disconnect, Male, for 18-22 (0.80-0.35), Box, Tab 6.35mm (.250") x 0.81mm (.032")

Documents:

- [Drawing \(PDF\)](#)
- [Related Catalog Page \(PDF\)](#)

Order Products:

o Check Distributor Inventory

o Request Samples

o **Part Detail: [\(show all\)](#)**

o **General**

o **Physical**

o **Electrical**

o **Material Info**

o **Reference - Drawing Numbers**

General

Product Family	Quick Disconnects
Series	<u>19001</u>
Product Name	Avikrimp™
Type	Quick Disconnect

Physical

Barrel Type	Closed
Flammability	94 V-0
Gender	Male
Insulation	Nylon (PA)
Lock to Mating Part	None
Material - Metal	Brass
Material - Plating Mating	Zinc Chromate
Material - Plating Termination	Zinc Chromate
Orientation	Straight
Packaging Type	Box
Plating min: Mating (uin)	200
Plating min: Mating (um)	5
Plating min: Termination (uin)	200
Plating min: Termination (um)	5
Polarized to Mating Part	No
Tab Thickness	0.81mm (.032")
Tab Width	6.35mm (.250")
Temperature Range - Operating	-65°C to +105°C
Wire Insulation Diameter	3.56mm (.140") max.
Wire Size AWG	18
Wire Size AWG	20
Wire Size AWG	22
Wire Size mm ²	0.35 - 0.80

Electrical

CSA	LR18689
-----	---------

TUV	R9071070
UL	E79133
Voltage - Maximum	300V

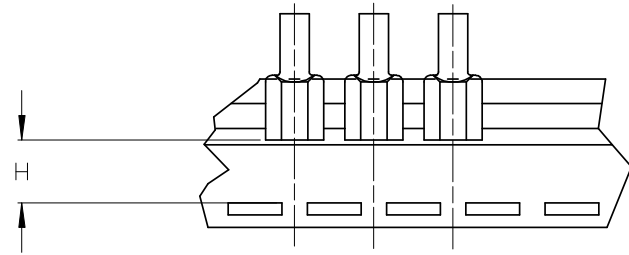
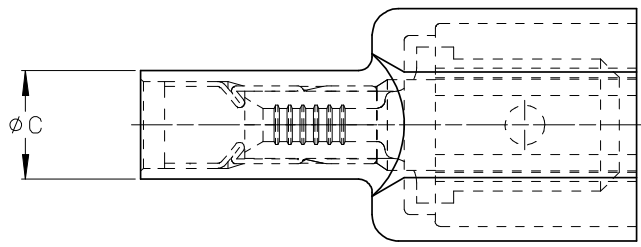
Material Info

Old Part Number	AA-5260
-----------------	---------

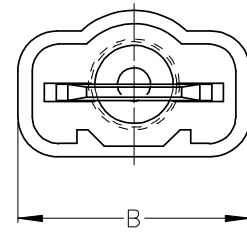
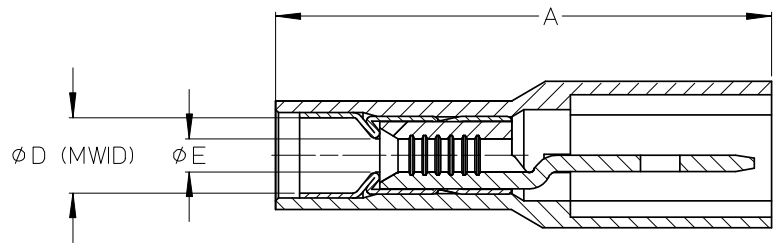
Reference - Drawing Numbers

Sales Drawing	SD-19001-003
---------------	--------------

ASSEMBLY NUMBER		TAPE NUMBER		ITEM DESCRIPTION			DIMENSIONS					
MATERIAL NUMBER	ENGINEERING NUMBER	MATERIAL NUMBER	TAPE ENG. NUMBER	COLOR	WIRE GAUGE	TAB SIZE	'A' MAX	'B' MAX	'C' MAX	'D' MIN	'E' MIN	'H' REF
190010001	AA-5260	190010002	AA-5260T	RED	22-18AWG (0.38-0.96mm ²)	.250 x .032 (6.35 x 0.81)	.96/24.4	.45/11.4	.22/5.6	.140/3.56	(A).054/1.37	.48/12.2
190010003	AA-5266	190010005	AA-5266T	RED	22-18AWG (0.38-0.96mm ²)	.187 x .020 (4.75 x 0.51)	.90/22.9	.38/9.7	.22/5.6	.170/4.32	(A).054/1.37	.52/13.3
190010006	BB-5262	190010007	BB-5262T	BLUE	16-14 AWG (1.23-1.94mm ²)	.250 x .032 (6.35 x 0.81)	.96/24.4	.45/11.4	.25/6.4	.140/3.56	.084/2.13	.48/12.2
190010008	BB-5268	190010009	BB-5268T	BLUE	16-14 AWG (1.23-1.94mm ²)	.187 x .020 (4.75 x 0.51)	.90/22.9	.38/9.7	.25/6.4	.170/4.32	.084/2.13	.52/13.3



TAPE MOUNTING DETAIL



(A) NOTES:

1. TERMINAL MATERIAL: BRASS
2. TERMINAL PLATING: ZINC CHROMATE
3. HOUSING: 6/6 NYLON
4. MWID: MAXIMUM WIRE INSULATION DIAMETER
5. TAB DIMENSIONS CONFORM TO UL310 SPECIFICATIONS.
6. ASSEMBLY IS ROHS COMPLIANT

REDRAW, MATERIALS
 EEC NO: ETC2007-0081
 DRWN:EHILE 2008/01/28
 CHKD:MACNEIL 2008/01/28
 APPR:MACNEIL 2008/02/13

QUALITY SYMBOLS
 ▽=0
 ▽=0

GENERAL TOLERANCES (UNLESS SPECIFIED)	
	mm
4 PLACES	±---
3 PLACES	±---
2 PLACES	±0.13
1 PLACE	±0.25
ANGULAR ±---°	

DRAFT WHERE APPLICABLE MUST REMAIN WITHIN DIMENSIONS

DIMENSION STYLE (A)	
IN/MM	
DRAWN BY	DATE
RCM	1990/05/11
CHECKED BY	DATE
RDEROSS	1990/05/11
APPROVED BY	DATE
RDEROSS	1990/05/11
MATERIAL NO.	SEE CHART
SIZE	B

SCALE	DESIGN UNITS	THIRD ANGLE PROJECTION
4:1	INCH	☉
TITLE		
AVIKRIMP FULLY INSULATED MALE TAB		
MOLEX INCORPORATED		
MATERIAL NO.	DOCUMENT NO.	SHEET NO.
SD-19001-003		1 OF 1
THIS DRAWING CONTAINS INFORMATION THAT IS PROPRIETARY TO MOLEX INCORPORATED AND SHOULD NOT BE USED WITHOUT WRITTEN PERMISSION		