

Part Number: [0011030022](#)
Status: **Active**
Description: Extraction Tool



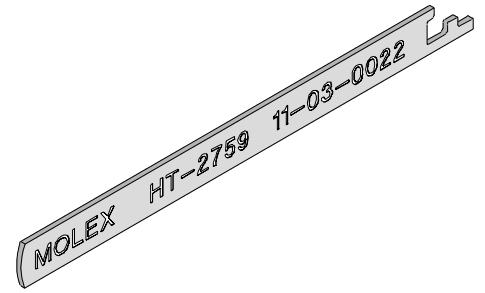
General

Product Family	Application Tooling
Series	<u>T0201</u>
Function	Extraction
Geographic Area	Global
Level of Automation	Manual
Product Name	N/A
Tool Type	Handtool
Material Info	
Old Part Number	HT2759

EU RoHS	China RoHS
RoHS Compliance	
Not Required	



Extractor Tool Instruction Sheet Order No. 11-03-0022 (HT-2759)



For the removal of all 2.54mm (.100 in.) KK[®] Crimp Terminals series in all housings.

Operation:

Individual terminals may be removed from the housing using this extractor tool.

1. Push the terminal forward in the housing so that the locking tang is clearly visible.
2. Insert the tool into the interface opening (slot) of the connector housing on an angle as shown in Figure 1.
3. Rotate the extractor tool into the position shown in Figure 2. This will depress the locking tang of the terminal and allow the terminal to be removed by gently pulling on the wire.

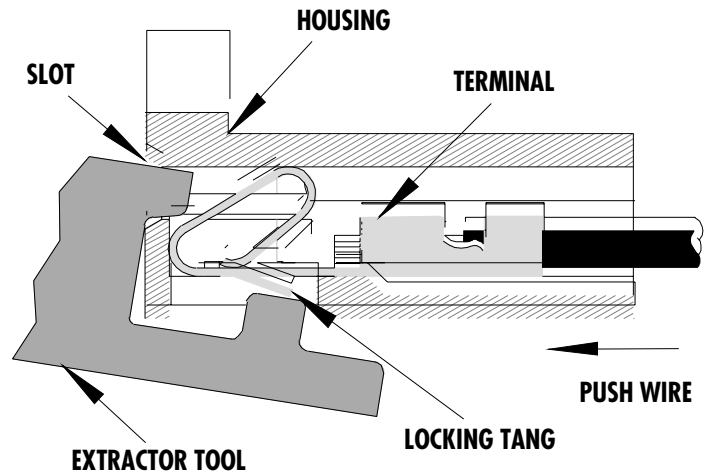


Figure 1

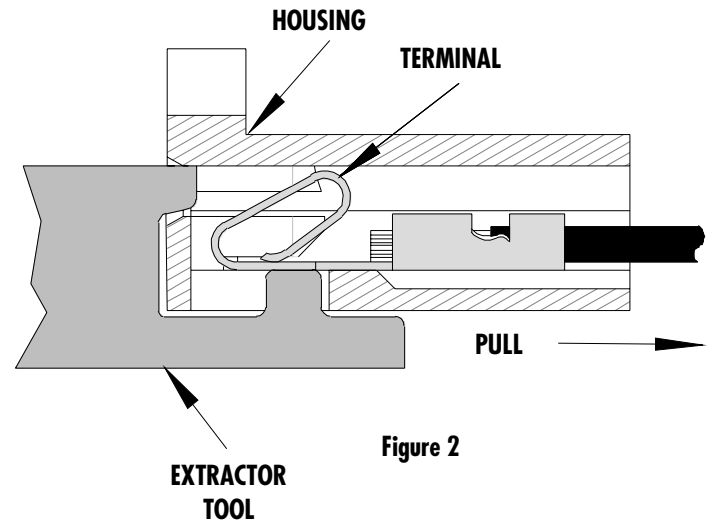


Figure 2