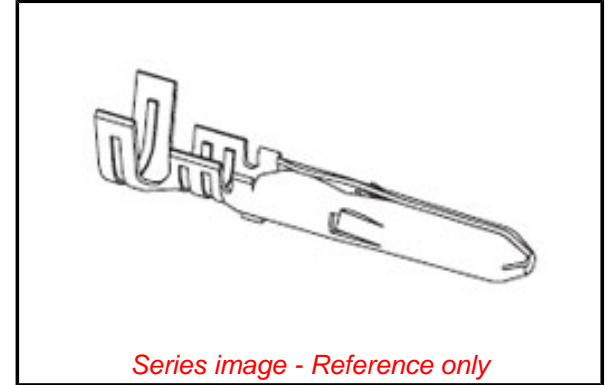


**Part Number:** [0002068103](#)  
**Status:** **Active**  
**Overview:** Standard .062"  
**Description:** 1.57mm (.062") Diameter, Standard .062" Pin and Socket PC Tail Terminal, Series 1778, Male, with Tin (Sn) Plated Brass Contact, Bag



*Series image - Reference only*

**General**

Product Family	Crimp Terminals
Series	<u>1778</u>
Comments	PC Tail Brass for Standard .062" Housing
Overview	<u>Standard .062"</u>
Product Name	Standard .062"

**Physical**

Gender	Male
Material - Metal	Brass
Material - Plating Mating	Tin
Material - Plating Termination	Tin
Packaging Type	Bag
Plating min: Mating (µin)	100
Plating min: Mating (µm)	2.5
Plating min: Termination (µin)	100
Plating min: Termination (µm)	2.5
Termination Interface: Style	Through Hole
Wire Insulation Diameter	3.00mm (.120") max.
Wire Size AWG	N/A
Wire Size mm <sup>2</sup>	N/A

**Material Info**

Old Part Number	1778-(P909)L
-----------------	--------------

**EU RoHS**

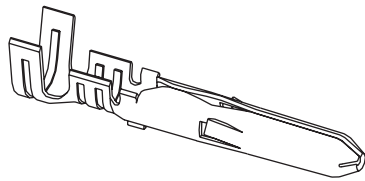
**ELV and RoHS  
Compliant**

**China RoHS**





# 1.57mm (.062") Pin Diameter .062" Pin and Socket Male Terminals Standard .062"



### Features and Benefits

- Available in Tin or Gold platings
- Available in Brass or Phosphor Bronze base materials
- Accommodates 18 to 30 gauge wire

### Reference Information

Packaging: Bag or reel  
UL File No.: E29179  
CSA File No.: LR19980  
Designed In: Inches

### Electrical

Contact Resistance: 3.2 milliohms max.  
Current: 5.0 A

### Mechanical

Contact Insertion Force: 15.57N max.  
Durability: Tin—25 cycles max.  
Gold—50 cycles max.

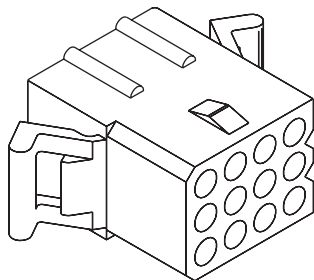
### Physical

Contact: Brass or Phosphor Bronze  
Plating: Tin or Gold  
Operating Temperature: -40 to +105°C

Type	Plating	Crimp Wire Size	Insulation Diameter	Series	Order No.		Lead-free
					Chain	Loose	
Standard Brass .008"	Tin	18-24	1.52/3.05 (.060/.120)	1560	<a href="#">02-06-2101</a>	<a href="#">02-06-2103</a>	Yes
		24-30	1.02/2.29 (.040/.090)	1854	<a href="#">02-06-2131</a>	<a href="#">02-06-2132</a>	
	15µl" Gold	18-24	1.52/3.05 (.060/.120)	1560	<a href="#">02-06-6100</a>	<a href="#">02-06-6103</a>	
		24-30	1.02/2.29 (.040/.090)	1854	<a href="#">02-06-6130</a>	<a href="#">02-06-6135</a>	
	30µl" Gold	18-24	1.52/3.05 (.060/.120)	1560	<a href="#">02-06-6101</a>	<a href="#">02-06-6102</a>	
		24-30	1.02/2.29 (.040/.090)	1854	<a href="#">02-06-6138</a>	<a href="#">02-06-6139</a>	
	30µl" Gold Contact Tin Crimp	18-24	1.52/3.05 (.060/.120)	1560	<a href="#">02-06-6118</a>	<a href="#">02-06-6119</a>	
		24-30	1.02/2.29 (.040/.090)	1854	<a href="#">02-06-6143</a>	<a href="#">02-06-6144</a>	
.008" Phosphor Bronze	Tin	18-24	1.52/3.05 (.060/.120)	1786	<a href="#">02-06-2201</a>	<a href="#">02-06-2202</a>	
	Gold (15µl")	18-24	1.52/3.05 (.060/.120)	1786	<a href="#">02-06-6201</a>	<a href="#">02-06-6202</a>	
.008" PC Tail Brass for Standard .062" Housings Only	Tin			1778	<a href="#">02-06-8103</a>		
	30µl" Gold Tin Tail Area					<a href="#">02-06-6122</a>	

Note: .006 Phosphor Bronze stock recommended for versions 15 circuits and larger

# 3.68mm (.145") Pitch .062" Pin and Socket Receptacle Standard .062"



### Features and Benefits

- Friction lock
- Panel and PCB mountable
- Polarized housing assures proper mating
- Male and female terminals may be used in receptacle housing

### Reference Information

Packaging: Bag  
UL File No.: E29179  
CSA File No.: LR19980  
Mates With: Standard .062" plug  
Use With: Standard .062" terminal  
Designed In: Inches

### Electrical

Voltage: 250V  
Current: See chart  
Dielectric Withstanding Voltage: 1500V AC rms

### Mechanical

Contact Retention to Housing: 88.96N min.

### Physical

Housing: Nylon, UL 94V-2  
Operating Temperature: -40 to +105°C

Circuits	Series	Order No.		Amperes per Circuit
		Panel Mount	Free Hanging	
1	1625	N/A	<a href="#">03-06-1011</a>	5.0
2		<a href="#">03-06-1022</a>	<a href="#">03-06-1023</a>	
3		<a href="#">03-06-1038</a>	<a href="#">03-06-1032</a>	
4 (1 x 4)		<a href="#">03-06-1041</a>	<a href="#">03-06-1042</a>	
4 (2 x 2)	2004	<a href="#">03-06-1043</a>	<a href="#">03-06-1044</a>	
5	1625	<a href="#">03-06-1055</a>	<a href="#">03-06-1056</a>	
6		<a href="#">03-06-1061</a>	<a href="#">03-06-1062</a>	
9		<a href="#">03-06-1091</a>	<a href="#">03-06-1092</a>	
12		<a href="#">03-06-1121</a>	<a href="#">03-06-1122</a>	
15		<a href="#">03-06-6155</a>	<a href="#">03-06-1152</a>	
24		<a href="#">03-06-1241</a>	N/A	
36*		1772	<a href="#">03-06-1361</a>	<a href="#">03-06-1362</a>

\* 36-circuit receptacle is on a 4.19mm (.165") pitch

