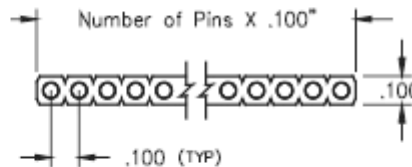
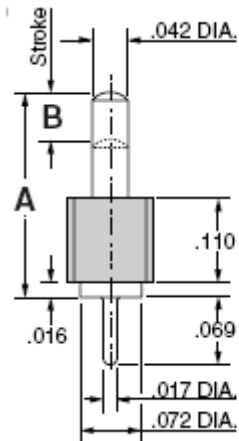


**Product Number: 821-22-064-10-002101**



**Description:**

Interconnect Header  
Spring-Loaded Header  
Initial Height of .197  
Single Row  
Through Hole

**Plating Code:**

22

**Shell Plating:**

20 μ" Gold over 100 μ" Nickel

# Of Pins	A	B	Mill-Max Part Number	RoHS Compliant
-----------	---	---	----------------------	----------------

64

0.197

0.055

821-22-064-10-002101



**LOOSE PIN:**

Loose Pin Used: 0906

**BRASS ALLOY** (UNS C36000) per ASTM B 16

**Properties of BRASS ALLOY:**

- Chemical composition: Cu 61.5%, Zn 35.4%, Pb 3.1%†
- Hardness as machined: 80-90 Rockwell B
- Density: .307 lbs/in<sup>3</sup>
- Electrical conductivity: 26% IACS\*
- Melting point: 900°C/885°C (liquidus/solidus)

†(3 to 4% lead is used to permit "free machining" and is permitted by EC Directive 2002/95Annex 6; so all pin materials are RoHS compliant)

\*International Annealed Copper Standard, i.e. as a % of pure copper.

**INSULATOR INFORMATION:**

**PCT Polyester**, (Thermx CG933, black)

High Temperature


**Properties of PCT Polyester:**

- Brand: Thermx
- Grade: CG-933
- Rated voltage: 100 VRMS/150 VDC
- Insulation resistance: 10,000 Megaohms min.
- Material Heat Deflection Temp (per ASTM D 648): 529°F (276°C) @ 66 psi

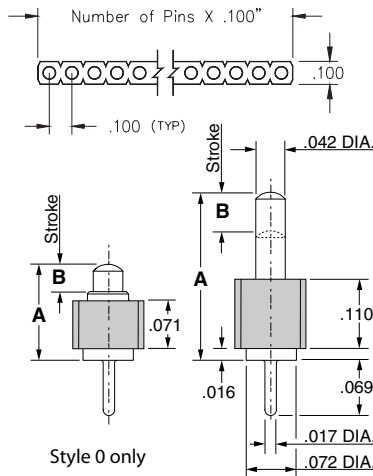
- Dielectric strength: 1000 VRMS min. (700 VRMS min. for series 117 Shrink DIP)

Note: Materials above 446°F (230°C) are considered suitable for "eutectic" reflow soldering, above 500°F (260°C) for "lead-free" reflow soldering.

- Modular contacts for use on .100" grid, available in five heights from .137" to .236", supplied in single and double row contact strips.
- Precision machined piston / base and gold plated components assure a 1,000,000 min. cycle life.
- Pistons have a long stroke relative to the low profile of the assembly.
- Low resistance, high current contacts are rated at 2 amps continuous, 3 amps peak.
- High temperature thermoplastic insulators are suitable for surface mount processes.
- 821 & 823 series contact strips are designed for manual placement into  $\varnothing.022 \pm .003$ " plated-thru-holes in the circuit board prior to hand, wave or reflow soldering.



**SINGLE ROW Series 821**



**Ordering Information**

**Single Row Series 821**

821-22-0XX-10-00X-101

**Specify # of contacts** →

Specify contact style 0-4

02-64

**Double Row Series 823**

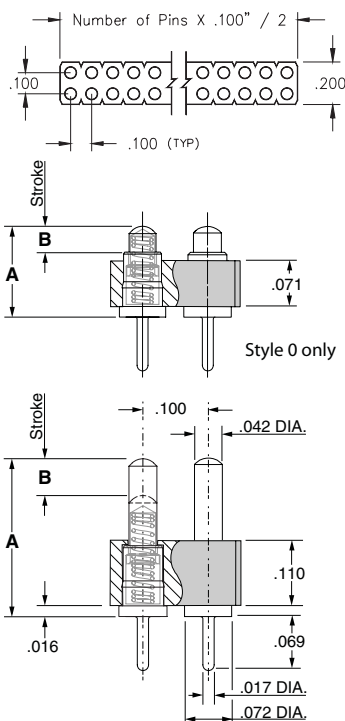
823-22-0XX-10-00X-101

**Specify # of contacts** →

Specify contact style 0-4

04-72

**DOUBLE ROW Series 823**



CONTACT STYLE	INITIAL HEIGHT A	Stroke B
0	.137	.039
1	.177	.045
2	.197	.055
3	.217	.055
4	.236	.055

**Technical Specifications**

**Materials:**

Contact piston & Base: Machined copper alloy plated 20 $\mu$ " gold over 100 $\mu$ " nickel  
 Spring: Beryllium copper plated 10 $\mu$ " gold  
 Insulator: High temp. thermoplastic rated UL94 V-0

**Mechanical:**

Spring force @ initial height (A): 25 grams  
 Spring force @ mid stroke (B/2): 60 grams  
 Spring force @ full stroke (B): 95 grams  
 Durability: 1,000,000 cycles min.

**Electrical:**

Voltage rating: 100Vrms/150Vdc  
 Current rating: 2A (continuous), 3A (peak) per contact  
 Contact resistance: 20m $\Omega$  max.  
 Insulation resistance: 10,000M $\Omega$  min.  
 Dielectric strength: 700Vrms min.  
 Capacitance: 1pF max.

