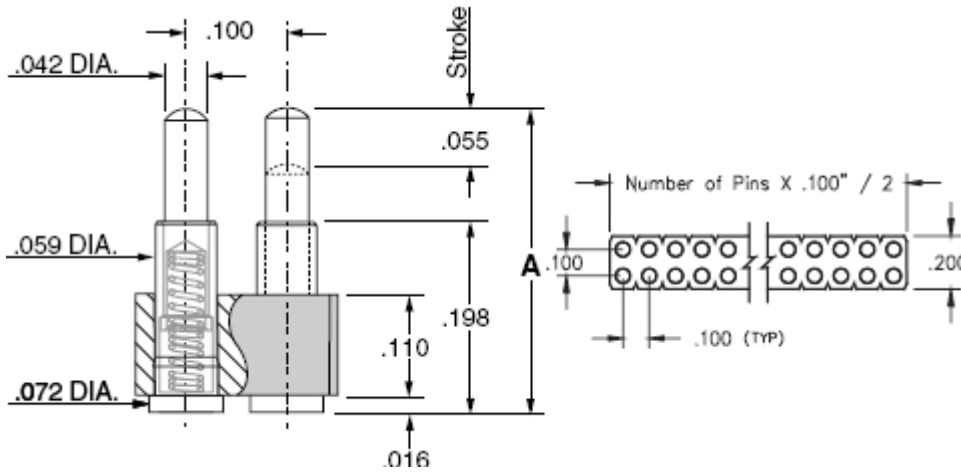




DATA SHEET

Product Number: 814-22-072-30-009101



Description:
 Interconnect Header
 Spring-Loaded Header
 Initial Height of .430
 Double Row
 Surface Mount
Plating Code:
 22
Shell Plating:
 20 μ" Gold over 100 μ" Nickel
Packaging:
 Packaged in Bulk

# Of Pins	A	Mill-Max Part Number	RoHS Compliant
-----------	---	----------------------	----------------

72	0.430	814-22-072-30-009101	
----	-------	----------------------	---

LOOSE PIN:

Loose Pin Used: 0907

BRASS ALLOY (UNS C36000) per ASTM B 16

Properties of BRASS ALLOY:

- Chemical composition: Cu 61.5%, Zn 35.4%, Pb 3.1%†
- Hardness as machined: 80-90 Rockwell B
- Density: .307 lbs/in³
- Electrical conductivity: 26% IACS*
- Melting point: 900°C/885°C (liquidus/solidus)

†(3 to 4% lead is used to permit "free machining" and is permitted by EC Directive 2002/95Annex 6; so all pin materials are RoHS compliant)

*International Annealed Copper Standard, i.e. as a % of pure copper.

INSULATOR INFORMATION:

PCT Polyester, (Thermx CG933, black)

High Temperature

Properties of PCT Polyester:

- Brand: Thermx
- Grade: CG-933
- Rated voltage: 100 VRMS/150 VDC
- Insulation resistance: 10,000 Megaohms min.
- Material Heat Deflection Temp (per ASTM D 648): 529°F (276°C) @ 66 psi

- Dielectric strength: 1000 VRMS min. (700 VRMS min. for series 117 Shrink DIP)

Note: Materials above 446°F (230°C) are considered suitable for "eutectic" reflow soldering, above 500°F (260°C) for "lead-free" reflow soldering.




SPRING LOADED CONNECTORS

Surface Mount, High Profile

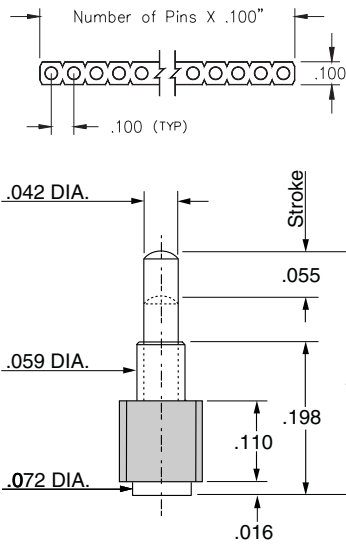
Single and Double Row Strips

Series 812, 814

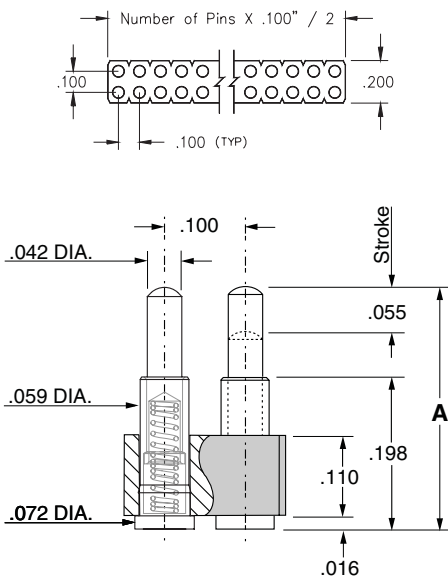
- Modular contacts for use on .100" grid, available in ten heights from .255" to .430", supplied in single and double row contact strips.
- Precision machined piston / base and gold plated components assure a 1,000,000 min. cycle life.
- Pistons have a long stroke relative to the low profile of the assembly.
- Low resistance, high current contacts are rated at 2 amps continuous, 3 amps peak.
- High temperature thermoplastic insulators are suitable for surface mount processes.
- Both 812 & 814 series are available on 32mm or 44mm wide carrier tape for automated pick and place assembly per EIA-481. See page 119 for strip lengths available and ordering information.



SINGLE ROW Series 812



DOUBLE ROW Series 814



Ordering Information

Single Row Series 812

812-22-0XX-30-00X-101

Specify # of contacts

Specify contact style 0-9

02-64

Double Row Series 814

814-22-0XX-30-00X-101

Specify # of contacts

Specify contact style 0-9

04-72

CONTACT STYLE	INITIAL HEIGHT A	CONTACT STYLE	INITIAL HEIGHT A
0	.255	5	.350
1	.275	6	.370
2	.295	7	.390
3	.315	8	.410
4	.335	9	.430

Technical Specifications

Materials:

Contact piston & Base: Machined copper alloy plated 20μ" gold over 100μ" nickel
 Spring: Beryllium copper plated 10μ" gold
 Insulator: High temp. thermoplastic rated UL94 V-0

Mechanical:

Spring force @ initial height (A): 25 grams
 Spring force @ mid stroke (.0275): 60 grams
 Spring force @ full stroke (.055): 95 grams
 Durability: 1,000,000 cycles min.
 Coplanarity: .005" (Single Row up to 10 pins; Double Row up to 20 pins) For higher pin counts contact Tech Support.

Electrical:

Voltage rating: 100Vrms/150Vdc
 Current rating: 2A (continuous), 3A (peak) per contact
 Contact resistance: 20mΩ max.
 Insulation resistance: 10,000MΩ min.
 Dielectric strength: 700Vrms min.
 Capacitance: 1pF max.

