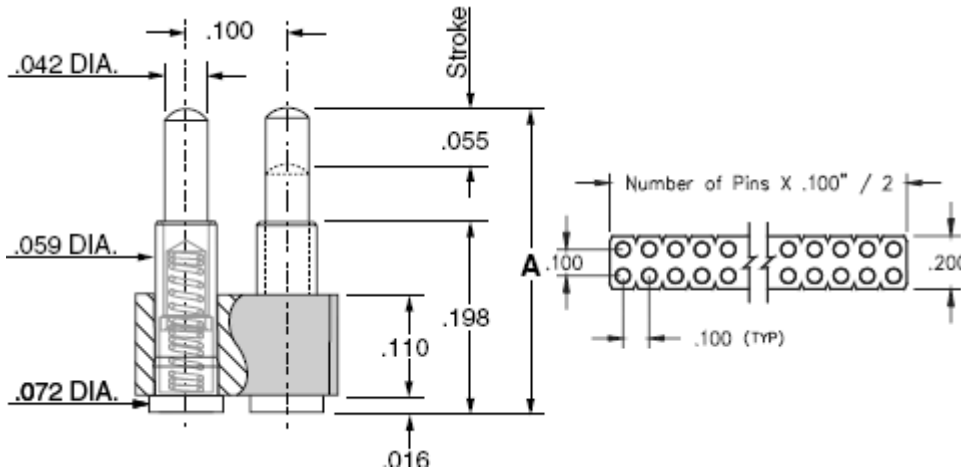




Product Number: 814-22-072-30-001101



**Description:**

Interconnect Header  
Spring-Loaded Header  
Initial Height of .275  
Double Row  
Surface Mount

**Plating Code:**

22

**Shell Plating:**

20 μ" Gold over 100 μ" Nickel

**Packaging:**

Packaged in Bulk

# Of Pins	A	Mill-Max Part Number	RoHS Compliant
-----------	---	----------------------	----------------

72

0.275

814-22-072-30-001101



**LOOSE PIN:**

Loose Pin Used: 0907

**BRASS ALLOY** (UNS C36000) per ASTM B 16

**Properties of BRASS ALLOY:**

- Chemical composition: Cu 61.5%, Zn 35.4%, Pb 3.1%†
- Hardness as machined: 80-90 Rockwell B
- Density: .307 lbs/in<sup>3</sup>
- Electrical conductivity: 26% IACS\*
- Melting point: 900°C/885°C (liquidus/solidus)

†(3 to 4% lead is used to permit "free machining" and is permitted by EC Directive 2002/95Annex 6; so all pin materials are RoHS compliant)

\*International Annealed Copper Standard, i.e. as a % of pure copper.

**INSULATOR INFORMATION:**

**PCT Polyester**, (Thermx CG933, black)

High Temperature


**Properties of PCT Polyester:**

- Brand: Thermx
- Grade: CG-933
- Rated voltage: 100 VRMS/150 VDC
- Insulation resistance: 10,000 Megaohms min.
- Material Heat Deflection Temp (per ASTM D 648): 529°F (276°C) @ 66 psi

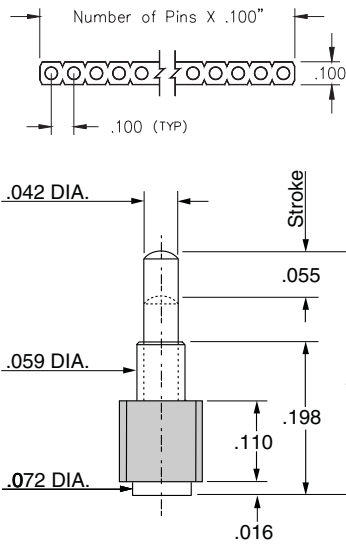
- Dielectric strength: 1000 VRMS min. (700 VRMS min. for series 117 Shrink DIP)

Note: Materials above 446°F (230°C) are considered suitable for "eutectic" reflow soldering, above 500°F (260°C) for "lead-free" reflow soldering.

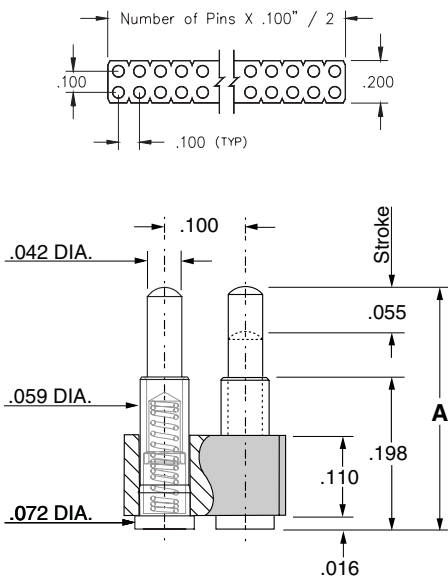
- Modular contacts for use on .100" grid, available in ten heights from .255" to .430", supplied in single and double row contact strips.
- Precision machined piston / base and gold plated components assure a 1,000,000 min. cycle life.
- Pistons have a long stroke relative to the low profile of the assembly.
- Low resistance, high current contacts are rated at 2 amps continuous, 3 amps peak.
- High temperature thermoplastic insulators are suitable for surface mount processes.
- Both 812 & 814 series are available on 32mm or 44mm wide carrier tape for automated pick and place assembly per EIA-481. See page 119 for strip lengths available and ordering information.



**SINGLE ROW Series 812**



**DOUBLE ROW Series 814**



**Ordering Information**

**Single Row Series 812**

812-22-0XX-30-00X-101

Specify # of contacts → 02-64  
 Specify contact style 0-9

**Double Row Series 814**

814-22-0XX-30-00X-101

Specify # of contacts → 04-72  
 Specify contact style 0-9

CONTACT STYLE	INITIAL HEIGHT A	CONTACT STYLE	INITIAL HEIGHT A
0	.255	5	.350
1	.275	6	.370
2	.295	7	.390
3	.315	8	.410
4	.335	9	.430

**Technical Specifications**

**Materials:**

Contact piston & Base: Machined copper alloy plated 20μ" gold over 100μ" nickel  
 Spring: Beryllium copper plated 10μ" gold  
 Insulator: High temp. thermoplastic rated UL94 V-0

**Mechanical:**

Spring force @ initial height (A): 25 grams  
 Spring force @ mid stroke (.0275): 60 grams  
 Spring force @ full stroke (.055): 95 grams  
 Durability: 1,000,000 cycles min.  
 Coplanarity: .005" (Single Row up to 10 pins; Double Row up to 20 pins) For higher pin counts contact Tech Support.

**Electrical:**

Voltage rating: 100Vrms/150Vdc  
 Current rating: 2A (continuous), 3A (peak) per contact  
 Contact resistance: 20mΩ max.  
 Insulation resistance: 10,000MΩ min.  
 Dielectric strength: 700Vrms min.  
 Capacitance: 1pF max.

