

HCT-900 Hand Held Convection Tool SMT Component Rework

A Versatile Hot Air Tool for SMT Soldering and De-soldering

The OK International HCT-900 Hand Held Convection Tool offers a low cost versatile rework solution for a wide variety of production and rework application challenges.


- Closed-loop thermocouple feedback control delivers repeatable heating based on the setting programmed regardless of airflow control.
- Settings can be replicated for applications.
- Unique low noise air pump design delivers precise airflow control for the most demanding applications.
- Power off cool down functions retains airflow while unit powers down for safe operation.
- Analogue controls for heat and airflow (individually adjustable).

Applications:

- SMT removal for QFP's, PLCC's, SOP's & TSOP devices
- Convection soldering of packages to PCB
- Heating & reflow for rework touch up
- Heat shrink & other local heating applications

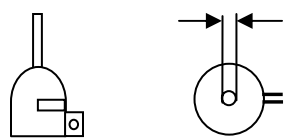


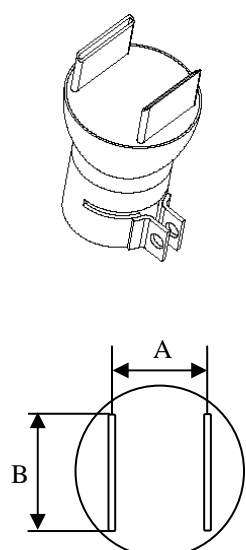
Specifications			
Model	HCT-900-11	HCT-900-21	HCT-900-10
Input Voltage	115 VAC	230 VAC	100 VAC
Power	320 W		
Pollution Degree Category	II		
Storage Temperature	0°C—60°C (32°F—140°F)		
Air Pump Type	Diaphragm		
Air Flow	5-20 l/min.		
Control Temperature (indication only – not calibrated)	100°C—500°C (212°F—932°F)		
Noise Level	Less than 46 dBA		
Dimensions	210 (L) x 170 (W) x 140 (H) mm		
Weight	4.7 kg. (10.4 lbs.)		
Certification / Approvals	cTUVus, CE		

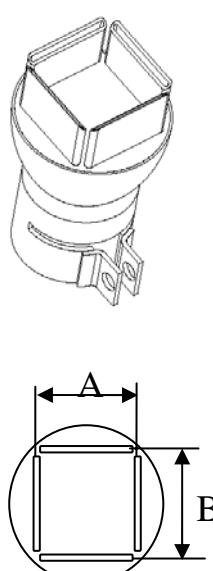


HCT-900 Ordering Information and Nozzles

HCT features a common heater design that accepts many industry standard nozzles.

Outline: General Purpose Nozzles	Part Number	Dimension (mm)
	H-D25	2.5
	H-D50	5.0
	H-D120	12.0

Outline: Nozzles for SO & TSOP Packages	Part Number	Chip Package	Dimension A	Dimension B
	H-S16	SOIC 14, 16	6.8	10.2
	H-SL16	SOL 14, 16	10.6	10.8
	H-SL20	SOL 20, 20J	10.6	13.3
	H-SL24	SOL 24, 24J	10.6	15.9
	H-SL28	SOL 28	10.6	18.4
	H-SL44	SOL 44	16.0	27.9
	H-SOJ32	SOJ 32	13.5	20.6
	H-SOJ40	SOJ 40	13.5	25.4
	H-TS24	20-24 PIN TSOP	17.0	7.1
	H-TS32	28-32 PIN TSOP	21.0	9.1
	H-TS40	40 PIN TSOP	21.0	10.8
	H-TS48	48 PIN TSOP	21.0	13.3
	H-TSW24	20-24 PIN TSOP	10.2	18.4
H-TSW44	24-28/40-44 PIN TSOP	12.7	19.8	

Outline: Nozzles for PLCC, BQFP, QFP Packages	Part Number	Chip Package	Dimension A	Dimension B
	H-P20	PLCC-20	11.9	11.9
	H-P28	PLCC-28	14.5	14.5
	H-P32	PLCC-32	16.9	14.3
	H-P44	PLCC-44	19.5	19.5
	H-P52	PLCC-52	22.0	22.1
	H-P68	PLCC-68	27.0	27.2
	H-P84	PLCC-84	32.4	32.4
	H-Q07	QFP-48	8.4	8.4
	H-Q10	QFP-44	13.4	13.4
	H-Q14	QFP-52, 80	17.3	17.3
	H-Q1420	QFP-64, 80,100	23.4	18.1
	H-Q28	QFP-120, 128, 144, 160	31.2	31.2
	H-BQ23	BQFP-100	22.4	22.4
	H-Q3232	QFP-240	34.5	34.5
	H-BQ38	BQFP-196	37.7	37.7
	H-Q2626	QFP-304	29.8	29.8