

SSRDIN Solid State Relays

GENERAL SPECIFICATIONS



22mm
(10, 20 & 30 A)



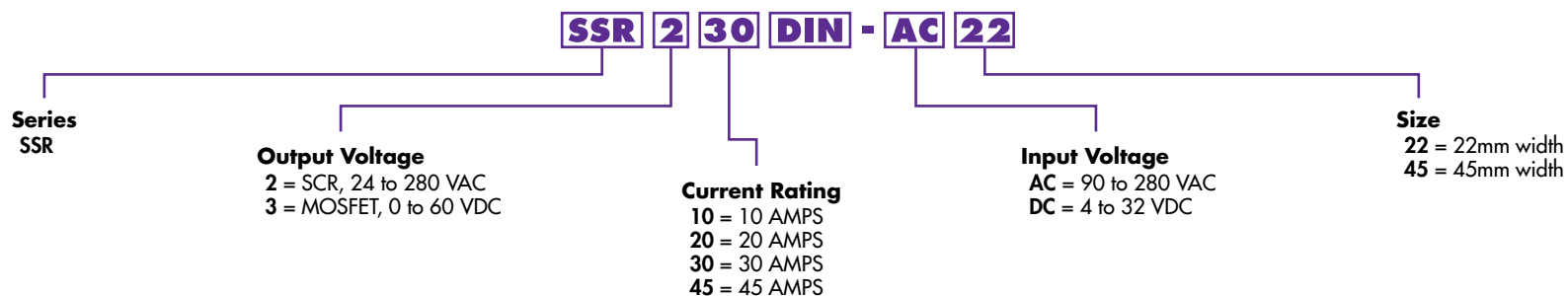
45mm
(45 A)



OUTPUT CHARACTERISTICS	SSR2**DIN-AC**	SSR2**DIN-DC**	SSR3**DIN-DC22†
Output type	SCR		MOSFET
Contact configuration	SPST-NO		
Current rating	10, 20, 30 or 45 A		10, 20 or 30 A
Output voltage	24 to 280 VAC		0 to 60 VDC
Switching type	Zero Cross Switching		DC Switching
INPUT CHARACTERISTICS			
Input voltage	90 to 280 VAC	4 to 32 VDC	4 to 32 VDC
Must release voltage	10 AC	1 DC	1 DC
Typical input current	2 to 4 mA	8 to 12 mA	9 to 11 mA
PERFORMANCE CHARACTERISTICS			
Maximum response time (on and off)	1/2 cycle		1 ms
Dielectric strength (terminals to chassis)	4000 VAC		
ENVIRONMENT			
Ambient air temperature around the device	Storage	-40 to 125 °C	
	Operation	-40 to 80 °C	
Degree of protection	IP 20		
MISCELLANEOUS CHARACTERISTICS			
Weight	22mm: 272 g (9.6 oz); 45mm: 482 g (17 oz)		
Terminal screw torque	Input	22mm: 5.0-6.0 lb-in (0.6-0.7 Nm); 45mm: 5.0-6.0 lb-in (0.6-0.7 Nm)	
	Output	22mm: 5.0-6.0 lb-in (0.6-0.7 Nm); 45mm: 10.0-15.0 lb-in (1.1-1.7 Nm)	

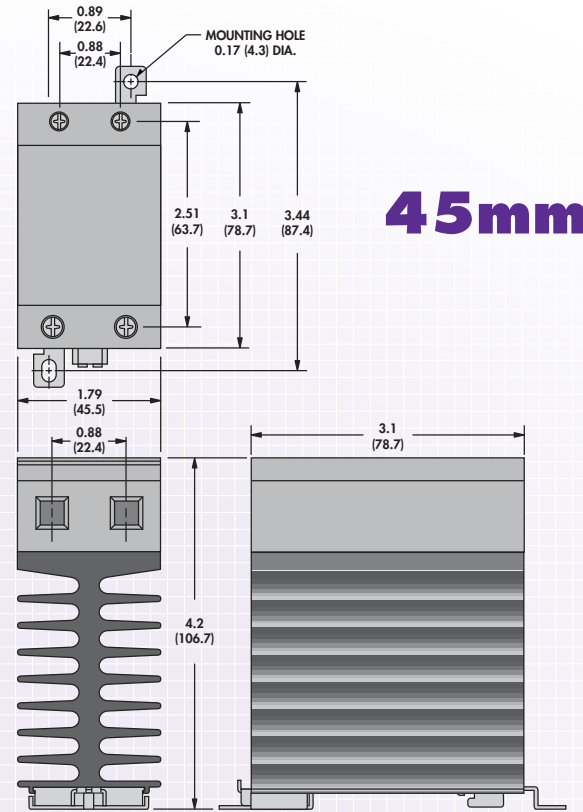
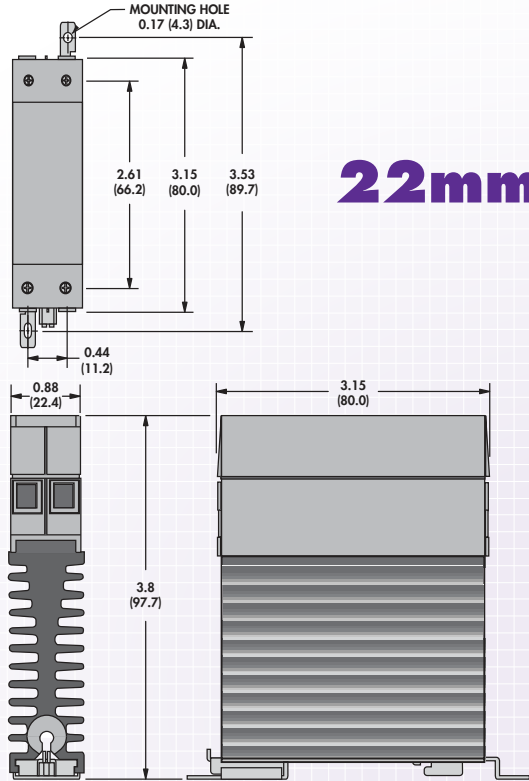
†UL and CSA certifications not available for MOSFET versions.

PART NUMBER EXPLANATION

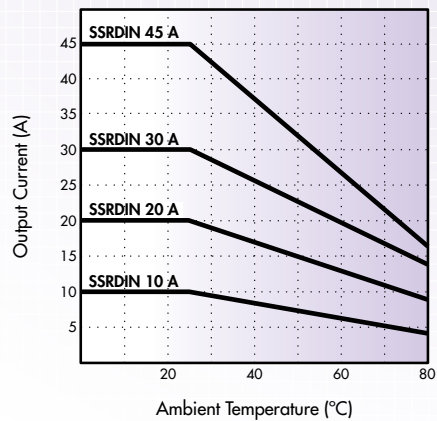


DIMENSIONS

shown in inches (millimeters)



**Load Current vs Ambient Temperature
(100% Duty Cycle)**



WIRING DIAGRAM

