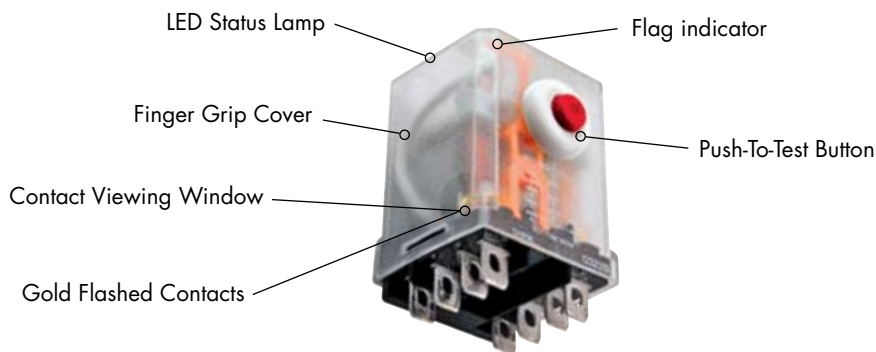


388J Power Relays/DPDT, 3PDT, 16-20 Amp Rating (DC & AC)

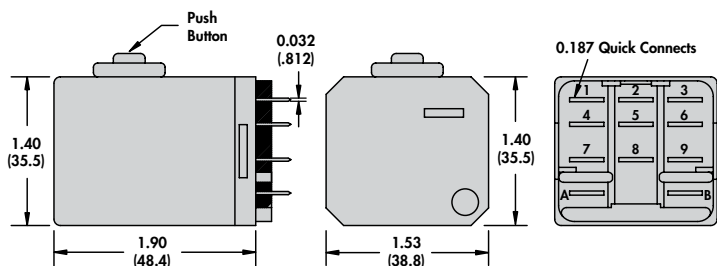


General Specifications

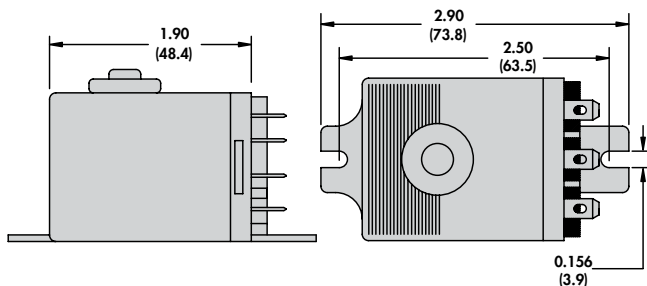
(UL 508)

Contact Characteristics		Units	388JXB	388JXC
Number and type of Contacts			DPDT	3PDT
Contact materials			Silver Alloy	Silver Alloy
Thermal (Carrying) Current		A	20	16
Maximum Switching Voltage		V	600	600
Switching Current @ Voltage		Resistive	20A @ 300V 50/60Hz	16A @ 300V 50/60Hz
		Resistive	20A @ 28V	5...28
		HP	1/3 @ 120VAC	1/2 @ 120VAC
		HP	1/2 @ 600 VAC	3/4 @ 240 VAC
		Pilot Duty	B600	B600
Minimum Switching Requirement		mA	100 @ 5VDC (.5W)	100 @ 5VDC (.5W)
Coil Characteristics				
Voltage Range		V	6...240, 50/60 Hz	6...240, 50/60 Hz
Operating Range	% of Nominal	V	6...125	6...125
			85% TO 110%	85% TO 110%
Average consumption		VA	2.75	2.75
		W	2	2
Drop-out voltage threshold			15%	15%
			10%	10%
Performance Characteristics				
Electrical Life (UL508)	Operations @ Rated Current	(Resistive)	100,000	100,000
Mechanical Life	Unpowered		5,000,000	5,000,000
Operating time (response time)		ms	20	20
Rated insulation voltage	Between coil and contact	Vrms	2000	2000
Dielectric strength rms voltage	Between poles	Vrms	2000	2000
	Between contacts	Vrms	1500	1500
Environment				
Product certifications	Standard version		UL, CSA, CE	UL, CSA, CE
Ambient air temperature around the device	Storage	°C	-30...+85	-30...+85
	Operation	°C	-30...+55	-30...+55
Vibration resistance	Operational	g-n	3, 10 - 55 Hz	3, 10 - 55 Hz
Shock resistance		g-n	10	10
Degree of protection			IP 40	IP 40
Weight		grams	88	88

Plug-In Dimensions



Flange Cover Dimensions





Plug-In



Flange Mount



Plain Cover/DIN Mount

Standard Part Numbers

BOLD-FACED PART NUMBERS ARE NORMALLY STOCKED

Nominal Voltage	Resistance	DPDT Part Number (Plug-in) 20 Amp	DPDT Part Number (Side Flange) 20 Amp	3PDT Part Number (Plug-in) 16 Amp	3PDT Part Number (Side Flange) 16 Amp
AC Operated					
6 VAC 50/60 Hz	4.2 Ohms	388JXBXCМ-6A	388JXBXC1M-6A	388JXCXCМ-6A	388JXCXC1M-6A
12 VAC 50/60 Hz	18 Ohms	388JXBXCМ-12A	388JXBXC1M-12A	388JXCXCМ-12A	388JXCXC1M-12A
24 VAC 50/60 Hz	72 Ohms	388JXBXCМ-24A	388JXBXC1M-24A	388JXCXCМ-24A	388JXCXC1M-24A
120 VAC 50/60 Hz	1700 Ohms	388JXBXCМ-120A	388JXBXC1M-120A	388JXCXCМ-120A	388JXCXC1M-120A
220-240 VAC 50/60 Hz	7200 Ohms	388JXBXCМ-220/240A	388JXBXC1M-220/240A	388JXCXCМ-220/240A	388JXCXC1M-220/240A
DC Operated					
6 VDC	32 Ohms	388JXBXCМ-6D	388JXBXC1M-6D	388JXCXCМ-6D	388JXCXC1M-6D
12 VDC	120 Ohms	388JXBXCМ-12D	388JXBXC1M-12D	388JXCXCМ-12D	388JXCXC1M-12D
24 VDC	470 Ohms	388JXBXCМ-24D	388JXBXC1M-24D	388JXCXCМ-24D	388JXCXC1M-24D
48 VDC	1800 Ohms	388JXBXCМ-48D	388JXBXC1M-48D	388JXCXCМ-48D	388JXCXC1M-48D
110-125 VDC	10000 Ohms	388JXBXCМ-110D	388JXBXC1M-110/125D	388JXCXCМ-110/125D	388JXCXC1M-110/125D

Custom Relay Part Number Builder

Series	Contact Config.	Cover Options	Contact Code	Coil Voltage
388J	XBX = DPDT XCX = 3PDT	Plug-in = C Side Flange = C1 Top Flange = C3 Din Mount = C4	Push-To-Test button = M	VAC = 6 - 240A VDC = 6 - 125D

For other mating sockets, see Section 2: 70-788EL11-1, 70-124-1, 70-124-2, 70-178-1, 70-178-2

