

TIME DELAY RELAYS

Time Ranger™ Programmable Multi-Range Plug-in

- Each unit has 16 timing ranges built-in
- Selecting a range is easy using a rotary switch (no math is required or DIP switches to set)
- Timing ranges up to 2 hours (single time units) or 24 hours (dual time units)
- Independently selectable & adjustable ON & OFF times on dual time products
- Uses industry-standard 8 & 11 pin octal wiring diagrams
- 10A DPDT output contacts



Single Time

Dual Time

TR-6 *Time Ranger* Programmable plug-in time delay relays are flexible and reliable. The most common timing functions are available in all standard input voltages. Each product is offered with 16 timing ranges built in covering up to 2 hours (24 hours on dual time functions). Selecting a time range is easy using a rotary switch—no math is required or DIP switches to set. All dual-time functions such as repeat cycle or delayed interval have independently selectable and adjustable ON & OFF times for ultimate flexibility. These products utilize industry-standard 8 & 11 pin octal sockets, and have 10A DPDT output contacts.

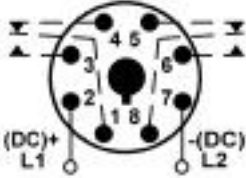
Timing Ranges

Select one of the 16 built-in time ranges by setting the rotary switch per a chart on the unit and adjust within that range using the knob on top:

Single Time Units

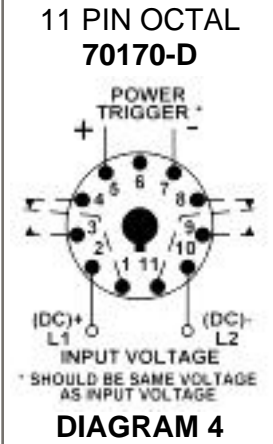
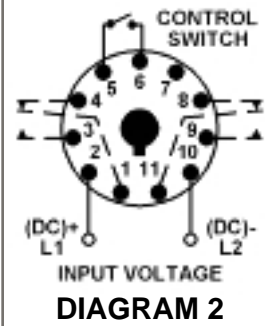
Dial Setting	Timing Range

Single Time Units (0.1 Sec - 2 Hr)

FUNCTION	INPUT VOLTAGE	PRODUCT NUMBER	WIRING/SOCKETS
ON DELAY	120V AC/DC 12V AC/DC 24V AC/DC 240V AC	TR-60222 TR-60226 TR-60228 TR-60221	8 PIN OCTAL 70169-D  INPUT VOLTAGE DIAGRAM 1
INTERVAL ON	120V AC/DC 12V AC/DC 24V AC/DC 240V AC	TR-60522 TR-60526 TR-60528 TR-60521	
FLASHER	120VAC/DC 12V AC/DC 24V AC/DC 240V AC	TR-60822 TR-60826 TR-60828 TR-60821	
OFF DELAY Control Switch Trigger	120VAC/DC 12V AC/DC 24V AC/DC 240V AC	TR-61622 TR-61626 TR-61628 TR-61621	11 PIN OCTAL 70170-D

A	0.1 - 0.25
B	Sec.
C	0.2 - 0.5 Sec.
D	0.3 - 1 Sec.
E	0.5 - 2 Sec.
F	1 - 4 Sec.
G	2 - 8 Sec.
H	4 - 15 Sec.
I	8 - 30 Sec.
J	15 - 60 Sec.
K	30 - 120 Sec.
L	1 - 4 Min.
M	2 - 8 Min.
N	4 - 15 Min.
O	8 - 30 Min.
P	15 - 60 Min.
	30 - 120 Min.

SINGLE SHOT Control Switch Trigger	120V AC/DC 12V AC/DC 24V AC/DC 240V AC	TR-61522 TR-61526 TR-61528 TR-61521
WATCHDOG (Retriggerable Single Shot) Control Switch Trigger	120V AC/DC 12V AC/DC 24V AC/DC 240V AC	TR-61322 TR-61326 TR-61328 TR-61321
OFF DELAY Power Trigger	120V AC/DC 12V AC/DC 24V AC/DC 240V AC	TR-61922 TR-61926 TR-61928 TR-61921
SINGLE SHOT Power Trigger	120V AC/DC 12V AC/DC 24V AC/DC 240V AC	TR-61722 TR-61726 TR-61728 TR-61721
WATCHDOG (Retriggerable Single Shot) Power Trigger	120V AC/DC 12V AC/DC 24V AC/DC 240V AC	TR-61822 TR-61826 TR-61828 TR-61821



Click here for [Sockets & Accessories](#).

Standard Modifications such as External Time Adjust, Special Pin Configurations and Special Voltages are available-click [here](#) for more information or contact Macromatic for additional information.

Dual Time Units (0.6 Sec - 24 Hr) *

FUNCTION	INPUT VOLTAGE	PRODUCT NUMBER	WIRING/ SOCKETS
REPEAT CYCLE (OFF Time First Followed by ON Time and Repeating)	120V AC/DC 12V AC/DC 24V AC/DC 240V AC	TR-63122 TR-63126 TR-63128 TR-63121	8 PIN OCTAL 70169-D DIAGRAM 1
REPEAT CYCLE (ON Time First Followed by OFF Time and Repeating)	120V AC/DC 12V AC/DC 24V AC/DC 240V AC	TR-65122 TR-65126 TR-65128 TR-65121	
DELAYED INTERVAL (OFF Time Followed by ON Time Followed by OFF Until Reset)	120V AC/DC 12V AC/DC 24V AC/DC 240V AC	TR-66122 TR-66126 TR-66128 TR-66121	

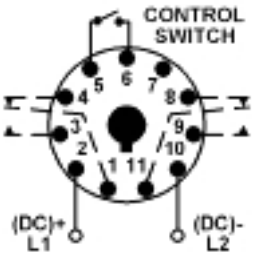
Timing Ranges

Select one of the 16 built-in time ranges by setting the rotary switch per a chart on the unit and adjust within that range using the knob on top:

Dual Time Units *

Dial Setting	Timing Range

A	0.6 - 2.5 Sec.
B	1.5 - 5 Sec.
C	2.5 - 10 Sec.
D	5 - 21 Sec.
E	10 - 42 Sec.
F	0.4 - 1.4 Min.
G	0.7 - 2.8
H	Min.
I	1.5 - 5.5 Min.
J	3 - 11 Min.
K	5.5 - 22.5
L	Min.
M	11 - 45 Min.
N	0.4 - 1.5 Hr.
O	0.8 - 3 Hr.
P	1.5 - 6 Hr.
	3 - 12 Hr.
	6 - 24 Hr.

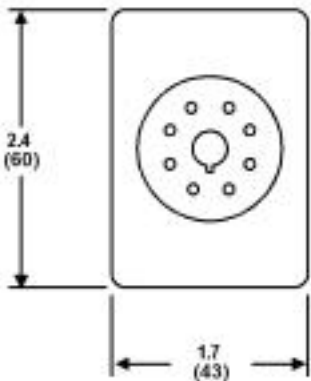
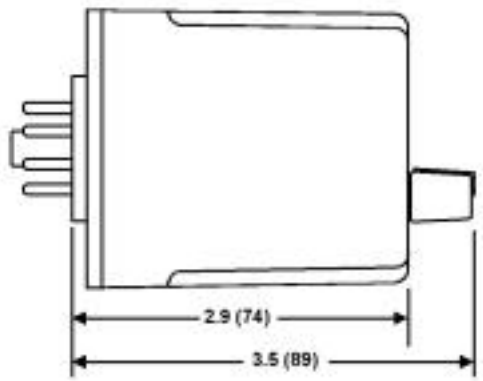
<p>DELAYED INTERVAL Control Switch Trigger (OFF Time Followed by ON Time Followed by OFF Until Reset)</p>	<p>120V AC/DC 12V AC/DC 24V AC/DC 240V AC</p>	<p>TR-66522 TR-66526 TR-66528 TR-66521</p>	<p>11 PIN OCTAL 70170-D</p>  <p>DIAGRAM 2</p>
--	---	--	--

* All Dual Time Units have independently selectable & adjustable ON & OFF times.

Click here for [Sockets & Accessories](#).

Standard Modifications such as External Time Adjust, Special Pin Configurations and Special Voltages are available-click [here](#) for more information or contact Macromatic for additional information.



APPLICATION INFORMATION	DIMENSIONS	
<p>Voltage Tolerance: AC Operation: +10/-15% of nominal at 50/60 Hz.; DC Operation: +10/-15% of nominal.</p> <p>Load (Burden): 2 VA</p> <p>Setting Accuracy: Maximum Setting (Adjustable): +5%, -0%; Minimum Setting (Adjustable): +0%, -50%. Fixed: > 2 Seconds: +1%, 0.1-2 Seconds: +5%</p> <p>Repeat Accuracy (Constant Voltage & Temperature): > 2 Seconds Delay ±0.1%; 0.1 - 2 Seconds Delay ±2%</p> <p>Reset Time: 0.1 Seconds</p> <p>Output Contacts: 10A @ 240V AC/30V DC, 1/2HP @ 120/240V AC (N.O.), 1/3HP @ 120/240V AC (N.C.), B300 & R300, AC15 & DC</p>		
	Inches (Millimeters)	

Life: Mechanical: 10,000,000 operations; Full Load: 100,000 operations

Temperature: (12-120V) -28° to 65° C (-18° to 150° F); 240V -28° to 50° C (-18° to 122° F)

Insulation Voltage: 2,000 volts

Approvals:



with Appropriate Macromatic Socket

Revised: 90/7

[Adobe Format of this Page](#) | [Home](#) | [Product Summary](#) | [Where to Buy](#)