



We Tame Photons to Work for You!



Products > LEDs > Surface Mount > Axial Lead Yoke Bend

**Features / Options**

**Applications / Uses**



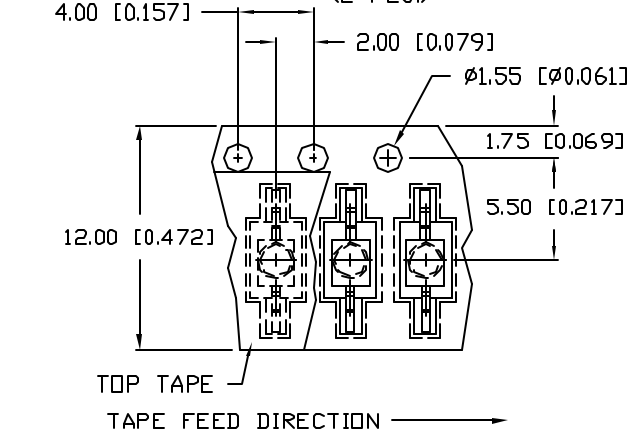
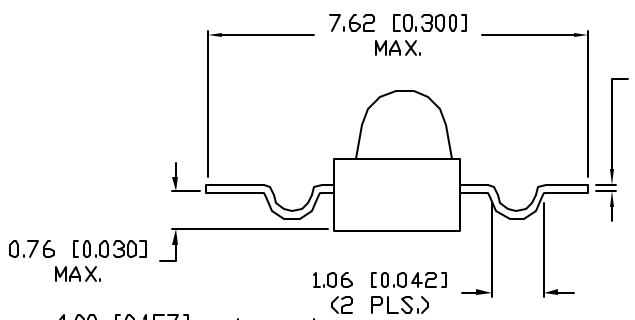
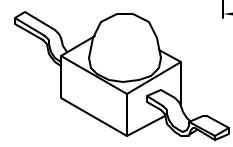
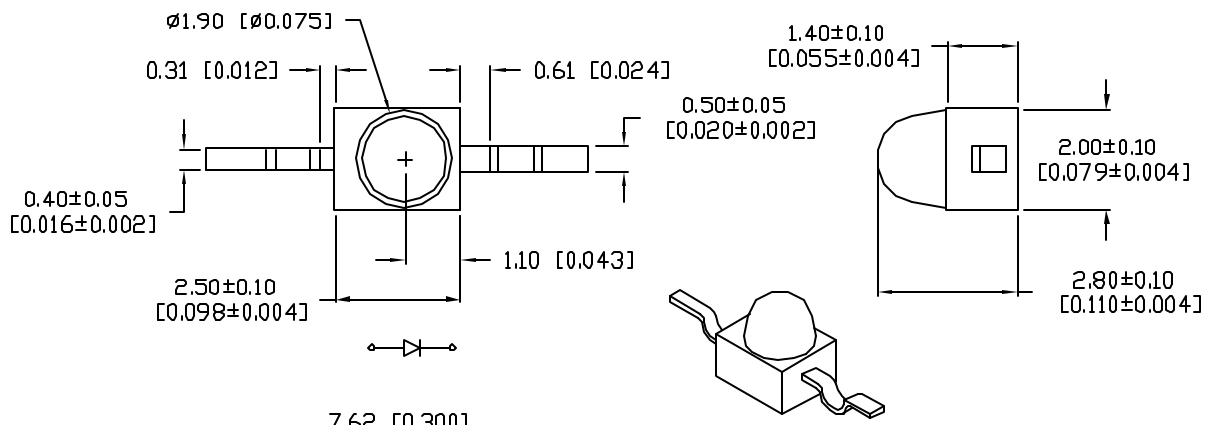
- ▶ State-of-the-Art, High Brightness Chip Technology
- ▶ Choice of Colors and Lens Finishes
- ▶ Lead Frame / Lens Casting Reliability
- ▶ Easy-to-Solder Leads, Tin Finish
- ▶ Available Bulk or on Tape and Reel
- ▶ Lead Trimming and Forming Available
- ▶ Custom Shapes, Easily Tooled, Low Minimum

- ▶ Board or Panel Indication or Illumination
- ▶ Annunciator and Control Panels
- ▶ Telecom Switches and Central Station Equipment
- ▶ Large Panel Indicators

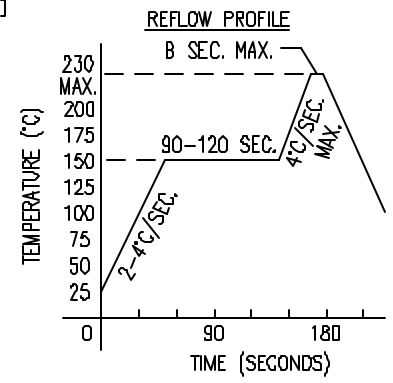
Part Number:	Brightness	Dice Material	Emitted Color	Peak Wavelength	Epoxy Lens	Operating Typ Vf (V)	Intensity Typ, mcd @ 20 mA	View Angle 2x Theta		
SSL-LXA228AC-TR21	HIGH	AlInGaP	Amber	610	Clear	2.1	80	25		—
SSL-LXA228GC-TR21	STANDARD	GaP	Green	565	Clear	2.1	30	25		—
SSL-LXA228IC-TR21	HIGH	AlInGaP	Red	630	Clear	2.1	60	25		—
SSL-LXA228SBC-TR21	STANDARD	SiC	Blue	430	Clear	4.5	100	25		—
SSL-LXA228SIC-TR21	HIGH	AlInGaP	Red	636	Clear	2	475	60		—
SSL-LXA228SOC-TR21	HIGH	AlInGaP	Orange	610	Clear	2	700	25		—
SSL-LXA228SRC-TR21	STANDARD	GaAlAs	Red	660	Clear	1.8	800	25		—
SSL-LXA228SUGCTR21	HIGH	AlInGaP	Green	574	Clear	2.2	200	25		—
SSL-LXA228SYC-TR21	HIGH	AlInGaP	Yellow	590	Clear	2	300	25		—
SSL-LXA228UPGCTR21	HIGH	InGaN	Green	525	Clear	3.5	1400	30		—

UNCONTROLLED DOCUMENT

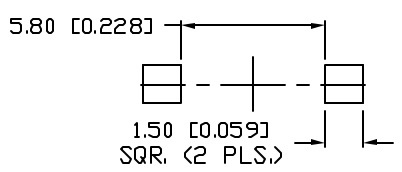
PART NUMBER		REV.
SSL-LXA228SIC-TR21		A
REV.	E.C.N. NUMBER AND REVISION COMMENTS	DATE
A	E.C.N. #11148	11.15.06



$0.15 \pm 0.02$   
[0.006  $\pm$  0.001]



RECOMMENDED SOLDER PAD LAYOUT



ELECTRO-OPTICAL CHARACTERISTICS  $T_A=25^\circ\text{C}$   $I_f=$

PARAMETER	MIN	TYP	MAX	UNITS	TEST COND
PEAK WAVELENGTH		632		nm	
FORWARD VOLTAGE		2.0	2.6	$V_f$	
REVERSE VOLTAGE	5.0			$V_r$	$I_f=100\mu\text{A}$
AXIAL INTENSITY		475		mcd	$I_f=$
VIEWING ANGLE		50		2x theta	
EMITTED COLOR:	RED				
EPOXY LENS FINISH:	WATER CLEAR				

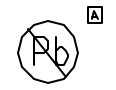
LIMITS OF SAFE OPERATION AT 25°C

PARAMETER	MAX	UNITS
PEAK FORWARD CURRENT*	160	mA
STEADY CURRENT	30	mA
POWER DISSIPATION	100	mW
DERATE FROM 25°C	-1.2	mW/°C
OPERATING TEMP.	-30 TO +85	°C
STORAGE TEMP.	-40 TO +85	°C

\*  $t < 10\mu\text{s}$

NOTES:

- 1,000 PIECES PER REEL
- THE CATHODE IS ORIENTED TOWARDS THE TAPE SPROCKET HOLE.



\*UNLESS OTHERWISE SPECIFIED TOLERANCES PER DECIMAL PRECISION ARE: X=±1 (±0.038), XX=±0.5 (±0.020), XXX=±0.25 (±0.010), XXXX=±0.127 (±0.005). LEAD SIZE=±0.05 (±0.002), LEAD LENGTH=±0.75 (±0.030), MIN= <sup>+0.00</sup> <sub>-0.00</sub> MAX= <sup>+0.00</sup> <sub>-0.00</sub>

REV.	PART NUMBER
A	SSL-LXA228SIC-TR21

CONFIDENTIAL INFORMATION  
THE INFORMATION CONTAINED IN THIS DOCUMENT IS THE PROPERTY OF LUMEX INC. EXCEPT AS SPECIFICALLY AUTHORIZED IN WRITING BY LUMEX INC, THE HOLDER OF THIS DOCUMENT SHALL KEEP ALL INFORMATION CONTAINED HEREIN CONFIDENTIAL AND SHALL PROTECT SAME IN WHOLE OR IN PART FROM DISCLOSURE AND DISSEMINATION TO ALL THIRD PARTIES.

RELIABILITY NOTE  
OUR MANY YEARS OF EXPERIENCE DATA ACCUMULATION INDICATE THAT SOLDER HEAT IS A MAJOR CAUSE OF EARLY AND FUTURE FAILURE. PLEASE PAY ATTENTION TO YOUR SOLDERING PROCESS.



636nm SUPER INTENSITY RED AXIAL LEADED LED,  
YOKE LEAD, TAPE AND REEL.

DRAWN BY:	CHECKED BY:	APPROVED BY:	DATE: 11.15.06
JC			PAGE: 1 OF 1
			SCALE: N/A

UNCONTROLLED DOCUMENT