



Part Number: **2351.25**

Technology: **Fuses**

Series: **235**

**235 Series - 5x20mm Fast-Acting Glass Body Cartridge Fuse
Designed to UL Specification**

- 5 x 20mm fuses designed to UL and CSA standards.
- Fast-Acting protection of electronic equipment appliances.

Electrical Characteristics

Property	Value
Amp Rating (A)	1.25
Form Factor	5x20mm
Fuse Class	Supplemental
I^2t (A ² Sec)	1.12
Opening Characteristic	Fast-Acting
Resistance (Ohms)	0.105999999
Voltage Rating (V)	250

Axial Lead and Cartridge Fuses

Designed to UL/CSA Standards

5 x 20 mm Fast-Acting Fuse 235 Series



- Designed to UL/CSA/ANCE 248 Standard.
- Available in Cartridge and Axial Lead Format.
- Available in ratings of 0.100 to 6 amperes.
- Improved I²t

ELECTRICAL CHARACTERISTICS:


% of Ampere Rating	Opening Time
100%	4 hours, Minimum
135%	1 hour, Maximum
200%	5 second, Maximum

INTERRUPTING RATING:

0.10-1A	10,000 amperes at 125 VAC, 0.7-0.8 power factor 35 amperes at 250 VAC, 0.7-0.8 power factor
1.25A-3.15A	10,000 amperes at 125 VAC, 0.7-0.8 power factor 100 amperes at 250 VAC, 0.7-0.8 power factor
4A-6A	10,000 amperes at 125 VAC, 0.7-0.8 power factor

ORDERING INFORMATION:

Catalog Number	Ampere Rating	Voltage Rating	Nominal Resistance Cold Ohms	Nominal Melting I ² t A ² Sec.
235.100	.100	250	8.40	0.0016
235.125	.125	250	5.75	0.0027
235.200	.200	250	3.15	0.0087
235.250	.250	250	2.25	0.017
235.300	.300	250	1.60	0.032
235.400	.400	250	1.75	0.058
235.500	.500	250	0.427	0.059
235.600	.600	250	0.320	0.112
235.700	.700	250	0.263	0.156
235.800	.800	250	0.192	0.253
235 001.	1	250	0.153	0.467
235 1.25	1.25	250	0.105	1.086
235 01.6	1.6	250	0.076	2.025
235 002.	2	250	0.060	2.649
235 02.5	2.5	250	0.044	5.443
235 003.	3	250	0.035	8.394
235 004.	4	125	0.025	17.138
235 005.	5	125	0.018	27.411
235 006.	6	125	0.015	47.324



ENVIRONMENTAL SPECIFICATIONS:

Operating temperature: -55°C to 125°C

Thermal Shock: MIL-STD-202F Method 107G, Test Condition B: (5 cycles -65°C to +125°C)

Vibration: MIL-STD-202F Method 201A

Humidity: MIL-STD-202F Method 103B, Test Condition A. high relative humidity (95%) and elevated temperature (40°C) for 240 hours.

Salt Spray: MIL-STD-202F Method 101D, Test Condition B

PHYSICAL SPECIFICATIONS:

Material: Body: Glass

Cap: Nickel Plated Brass

Leads: Tin Plated Copper

Terminal Strength: MIL-STD-202F Method 211A, Test Condition A

Solderability: Reference IEC 60127 Second Edition 2003-01 Annex A

Terminal strength: MIL-STD-202F Method 211A, Test Condition A

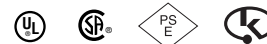
Product Marking: Cap 1: current and voltage rating.
Cap 2: Agency approval markings.

Packaging: Available in Bulk (V=5, H=100, M=1000 pcs/pkg) or on Tape/Reel (MRET1=1000 pcs/reel).

Axial Lead and Cartridge Fuses

Designed to UL/CSA Standards

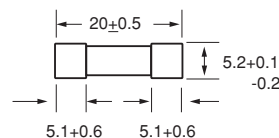
RoHS **Pb** **5 x 20 mm** Fast-Acting Fuse 235 Series



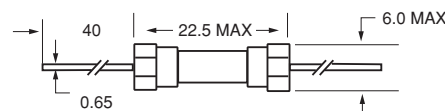
Agency Approvals

Agency Approvals		Ampere Range
	Certificate No. Cartridge	
	NBK290502-E10480 G	1A – 3A 250V 100A
	NBK280602-E10480 C	4A & 5A 125V 10000A
	NBK290502-E10480 I Leaded	6A 125V 500A
	NBK290502-E10480 H	1A – 3A 250V 100A
	Certificate No. SU05001-3007	100mA – 400mA
	SU05001-2002	500mA – 3A
	SU05001-2003	4A – 6A
	Listed File No. E10480	100mA – 6A
	Guide No. JDYX	
	File No. 029862	
	Cert. Class No. LR1422-01	

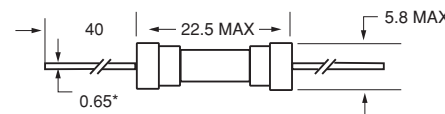
0235000



**0235.100 XE
to
0235.400 XE**

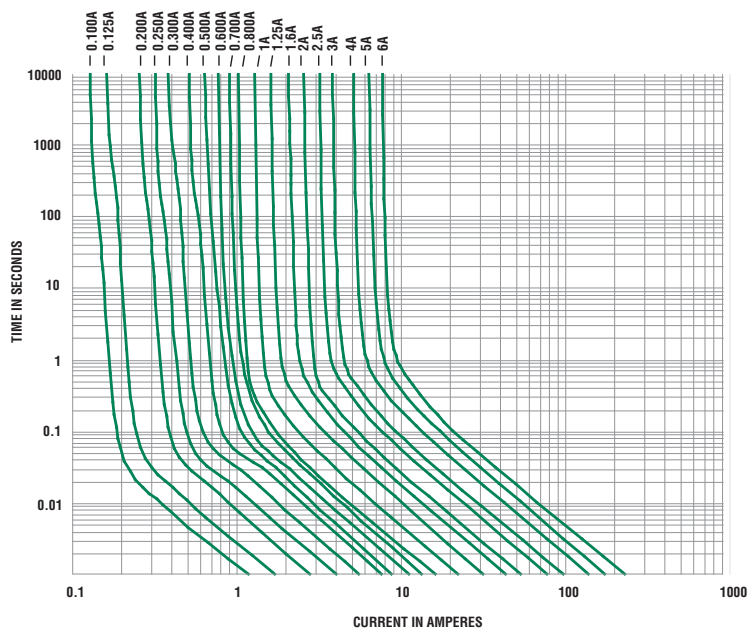


**0235.500 XE
to
0235006.XE**



All dimensions in mm

Average Time Current Curves



11
AXIAL LEAD AND
CARTRIDGE FUSES