

# Fuseholders

For 3AG Fuses

**RoHS** **PD** **Traditional** Panel Mount Type

**UL** **SP** **QPL**

**APPROVALS:** Recognized under the Components Program of Underwriters Laboratories and Certified by CSA.

**SPECIFICATIONS:**

**Electrical:** Rated at 20 amperes for any voltage up to 250 volts.

**Dielectric Strength:** 2400 volts minimum.

**Mounting:** Withstands 15 lb.-in. mounting torque; maximum panel thickness: .187".

**Molded Parts:** Black thermoplastic (UL 94V0).

**Knob:** Bayonet style with lettering.

**Terminals:** Copper & copper alloy. Tin plated, except 1/4" Quick-Connect terminals are nickel plated.

**Ambient Temperature:** -40°C to +85°C.

**FUSEHOLDERS TO MIL SPEC:**<sup>1</sup> See Military Section.

\* Please refer to Fuseology section for information on proper fuseholder de-rating.

**342 000 Series**



Knurled knob shown. Fluted knob also available. See table below.

**ORDERING INFORMATION:**

Catalog Number		Type of Terminal
Fluted Knob	Knurled Knob	
342 014	342 012	Solder
342 038	342 058	3/16" Q.C.
342 838	342 858	1/4" Q.C.

**Straight Bottom Terminal**



**342 000 Series**



Fluted knob shown. Knurled knob also available. See table below.

**ORDERING INFORMATION:**

Catalog Number		Type of Terminal
Fluted Knob	Knurled Knob	
342 004	342 022	Solder
342 028	342 048	3/16" Q.C.
342 828	342 848	1/4" Q.C.

**Right Angle Terminal**



# Fuseholders

For 3AG Fuses

## Blown-Fuse Indicating Panel Mount Type



**APPROVALS:** Recognized under the Components Program of Underwriters Laboratories and Certified by CSA.

**SPECIFICATIONS:**

**Electrical:** Rated at 20 amperes at lamp voltage shown below. Dielectric withstanding voltage exceeds 1500 volts. All fuseholders are supplied with a resistor. When designing indicating type fuseholders into a circuit, consideration should be given to the resistance of fractional amperage fuses and the parallel resistance of the indicator lamp and 7its resistor.

**Mounting:** Withstands 15 lb.-in. mounting torque. Maximum panel thickness is .250".

**Molded Parts:** Black Thermoplastic (UL 94V-0), except lens is thermoplastic (UL 94V2). See Table below for lens color.

**Knob:** Bayonet style.

**Terminals:** Copper & copper alloy. Tin plated.

**Ambient Temperature:** -40°C to +85°C.

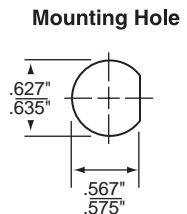
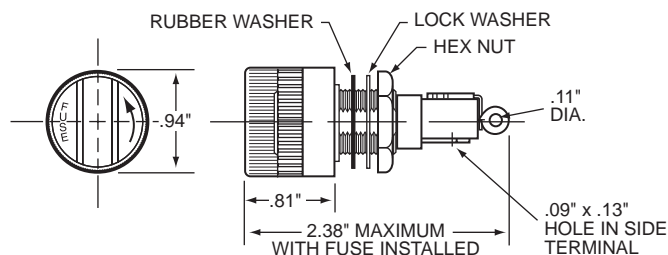
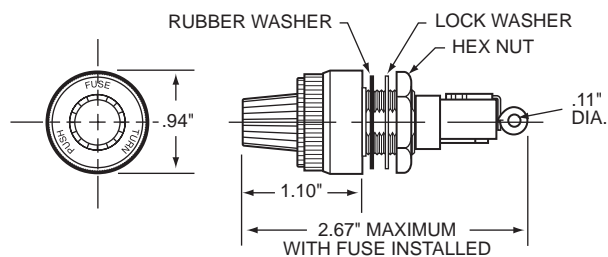
**Hardware:** Neoprene washer, lockwasher & hex nut unassembled. O-ring option available must be ordered separately using part number **901-108**.

**FUSEHOLDERS TO MIL SPEC:** See Military Section.

\* Please refer to Fuseology section for information on proper fuseholder de-rating.

**ORDERING INFORMATION:**

Catalog Number		Voltage Range	Lamp Type	Lamp Current Rating	Lens Color
344 000 Series (Bar Knob)	344 400 Series (Round Knob)				
344 006	344 401	2.5 to 7	6V Incandescent	.20 amp	Amber
344 012	344 402	7 to 16	14V Incandescent	.08 amp	Amber
344 024	344 403	16 to 32	28V Incandescent	.04 amp	Amber
344 125	344 404	100 to 125	Neon	.002 amp	Clear
344 250	344 405	200 to 250	Neon	.002 amp	Clear



# Fuseholders

For 3AG Fuses

## Watertight Panel Mount Type

QPL

**APPROVALS:** Recognized under the Components Program of Underwriters Laboratories.

**SPECIFICATIONS:**

**Electrical:** Rated at 20 amperes for any voltage up to 250 volts.

**Dielectric Strength:** 1500 volts minimum.

**Mounting:** Withstands 15 lb.-in. mounting torque; maximum panel thickness is .250".

**Molded Parts:** Black thermoset (UL 94V0).

**Knob:** Screw type.

**Seal:** O-ring provides a watertight seal on the front side of the panel per MIL-PRF-19207.

**Terminals:** Copper & copper alloy. Tin plated. Solder type.

**Ambient Temperature:** -40°C to +85°C.

**Hardware:** O-rings (2) and hex nut, unassembled.

**FUSEHOLDERS TO MIL SPEC:** See Military Section.

**ORDERING INFORMATION:**

**Catalog Number:** 342 006



\* Please refer to Fuseology section for information on proper fuseholder de-rating.

## RF Shielded/Watertight Panel Mount Type

QPL

Radio frequency shielded fuseholders eliminate possible transmission or reception of RF signals through the hole in the chassis in which the fuseholder is mounted. These fuseholders comply with the watertight construction requirement of MIL-PRF-19207 and the Shock-Safe requirements of IEC 60065 and 60127-6. A rubber O-ring and conductive gasket maintain RF shielding and watertight construction.

**SPECIFICATIONS:** The basic fuseholder used is the 345 603 Shock-Safe holder.

**ORDERING INFORMATION:**

Catalog Number	Brass Shielding Cap Finish
340 312	Nickel plated
340 313	Dull Black



\* Please refer to Fuseology section for information on proper fuseholder de-rating.