



DELUXE II FOOTSWITCH



**Deluxe II Footswitch - Single Pedal
Two Function(Pedal and Cover)**



**Deluxe II Footswitch - Double Pedal
Three Function(Pedals and Cover)**

Environmental Ratings:

EN 60529 Degree of Protection IP20

Key Benefits

The Deluxe II modern styling makes it a multi pedal foot switch that should be considered when good looks and economy are required. It incorporates a unique building block approach that allows the use of up to four basic SPDT snap switches. The cover is molded in a medium gray high impact compound and tapers close to the floor in the front with a full five inches between the side treadle bars. The side treadle bars and base are die cast metal with nonskid feet.

SPECIAL VARIATIONS are available to the O.E.M. Special modifications include custom cordsets, nameplates, two stage operation, non operative cover, special circuits and a special translucent molded vinyl cover for added environmental protection against limited amounts of water and dirt.

Size: 5-5/8" x 6-7/8" x 1-3/4"
Weight: 2 lbs.

NOTE: The translucent vinyl cover is made by a dip molding process. Minor cosmetic imperfections and blemishes are inherent in dip molded parts and must be expected. However, the basic environmental protection afforded is not affected.

SPECIFICATIONS

(Special variations are available to the O.E.M. on special order on the models listed below)

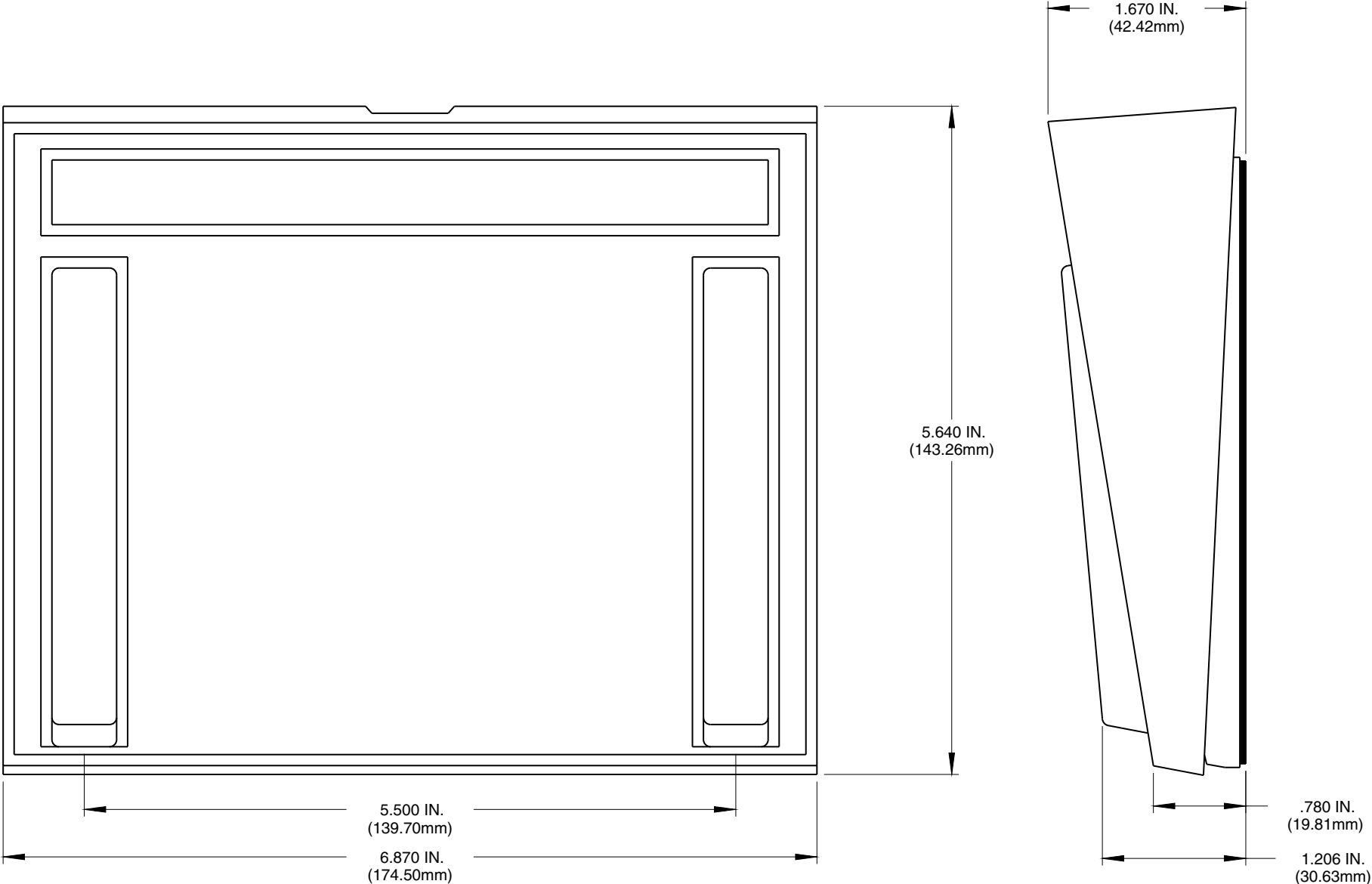
⚠ WARNING

	CATALOG NUMBER	DESCRIPTION	STYLE	CIRCUIT	FORM	ELECTRICAL RATINGS
	68-S2	Momentary	2 Pedal	SPDT	C	10 A 125-250 VAC 1/2 H.P. 125-250 VAC
	68-S3	Momentary	3 Pedal	SPDT	C	
	68-S3N	Momentary	2 Pedal*	SPDT	C	
	68-S4N	Momentary	2 Pedal*	DPDT	C	

*Cover non-operative with side treadle bars active.

Deluxe II Double Treadle Model

NOTE: ALL DIMENSIONS ARE FOR REFERENCE ONLY.




EN 60529 Degree of Protection IP20 (IP68 Upon Request)

LARGE LOW PROFILE MULTI-FUNCTION DESIGN

Materials of Construction:

- Cover is molded from medium gray high impact polymeric material
- Base and treadles are made of a die cast zinc
- The cover tapers close to the floor in the front with a full five inches between the side treadle bars
- A Non-skid base pad provides a secure placement
- This multi-pedal foot switch should be considered when function, good looks and economy are required
- It incorporates a unique building block approach that allows the use of up to four basic SPDT snap switches
- SPECIAL VARIATIONS are available to the O.E.M. Special modifications include custom cordsets, nameplates, two stage operation, non operative cover, special circuits and a special translucent molded vinyl cover for added environmental protection against limited amounts of water and dirt
- Switch cover actuates separate function

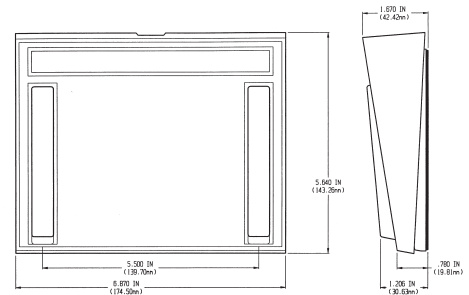


Features & Benefits:

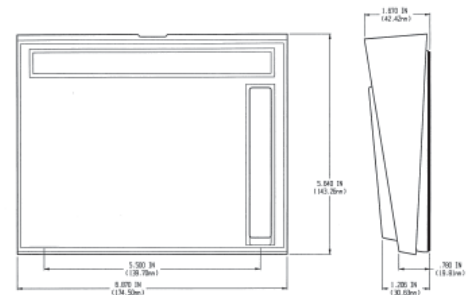
- Treadles are made of a die cast metal
- The cover tapers close to the floor in the front with a full five inches between the side treadle bars
- A Non-skid base pad provides a secure placement
- Supplied with internal adjustable Strain Relief for cord

Options:

- SPECIAL VARIATIONS are available to the O.E.M. Special modifications include custom cordsets, nameplates, two stage operation, non operative cover, special circuits and a special translucent molded vinyl cover for added environmental protection against limited amounts of water and dirt
- Available protective vinyl cover that can be applied over our Deluxe II. This cover is available only in Semi-clear, and provides additional protection to the foot switch from limited amounts of liquid, dust, dirt, mud and snow



The translucent vinyl cover is made by a dip molding process. Minor cosmetic imperfections and blemishes are inherent in dip molded parts and must be expected. However, the basic environmental protection afforded is not affected.



Size (HxWxD):	1.75 x 6.85 x 5.68 In.
Weight:	2.00 lbs.

WARNING SEE PRODUCT WARNING ON PAGE 8

SPECIFICATIONS (Special variations are available to the O.E.M. on special order on the models listed below)

AGENCY APPROVALS	EN 60529 Degree of Protection	CATALOG NUMBER	DESCRIPTION	PEDALS	CIRCUIT	FORM	ELECTRICAL RATINGS
	IP20	68-S3	Dual Treadle / Momentary	2 Pedals plus Cover	SPDT	C	10 A 125-250 VAC 1/2 H.P. 125-250 VAC
	IP20	68-S3N	Dual Treadle / Momentary	2 Pedals ¹	SPDT	C	
	IP20	68-S4N	Dual Treadle / Momentary	2 Pedals ¹	DPDT	C	
	IP20	68-S2	Single Treadle / Momentary	1 Pedal plus Cover	SPDT	C	

¹Cover non-operative with side treadle bars active.