

CLIPPER FOOTSWITCH



Clipper Footswitch

Environmental Ratings:

EN 60529 Degree of Protection IP20

Key Benefits

The rugged, long life Clipper foot switch models have proved themselves in the field over many years of usage. All maintained models offer "Push On-Push Off" action that insures long trouble-free performance. The wide treadle models offer a large seven inch target for the operator's foot. Cast iron housing. Nonskid base pad. Complete with adjustable strain relief connector. Black finish.

Size: 4-1/2" x 3-1/2" x 1-1/2"

Weight: 2-1/4 lbs.

The CLIPPER TWIN consists of two SPDT or two DPDT foot switches mounted on a heavy steel base plate with nonskid pad. Divider bar between pedals helps prevent accidental operation of both pedals at one time. A tube between the two foot switches conceals all internal wiring between them. A conduit opening with strain relief connector is provided in the right foot switch.

Size: 8-3/8" x 4-1/2" x 1-1/2"

Weight: 5 lbs.

Model 638-S features a cast aluminum housing painted Alert Orange with a splash resistant interior switch.



Clipper Wide Treadle Footswitch

Accessory












[VINYL BOOT](#)



SPECIFICATIONS

(Special variations are available to the O.E.M. on special order on the models listed below)



CATALOG NUMBER						
REGULAR TREADLE	WIDE TREADLE	DESCRIPTION	CIRCUIT	FORM	ELECTRICAL RATINGS	
 632-S	642-S	Momentary	SPDT	C	20 A 125-250 VAC 1 H.P. 125-250 VAC	
 632-SC3*		Momentary	SPST Wired N. O.	A	15 A 125 VAC 3/4 H.P. 125 VAC	
	632-SC36***	Momentary	SPDT wired N. O.	A	10 A 1/2 HP 125-250 VAC	
	632-DC3A*	Maintained	SPDT wired N. O.	A	15 A 3/4 HP 125 VAC	
 633-S	643-S	Momentary	SPDT DB±	Z	20 A 125-250 VAC 3/4 H.P. 125 VAC 1 H.P. 250 VAC	
 635-S	645-S	Momentary	DPDT	C	15 A 125 VAC 10 A 250 VAC 1/2 H.P. 125-250 VAC	
 636-S	646-S	Two Stage Momentary	Each Stage SPDT	C	15 A 125 VAC 10 A 250 VAC 1/2 H.P. 125-250 VAC	
 632-DA	642-DA	Maintained	SPDT	C	20 A 125 VAC 10 A 250 VAC 1.5 H.P. 125-240 VAC	
 634-DA		Maintained	DPDT	C	10 A 125-250 VAC 1/8 H.P. 125 VAC 1/4 H.P. 250 VAC	
 TWIN 632-S		Momentary	Each Side SPDT	C	20 A 125-250 VAC 1 H.P. 125-250 VAC	
 TWIN 635-S		Momentary	Each Side DPDT	C	15 A 125 VAC 10 A 250 VAC 1/2 H.P. 125-250 VAC	
 638-S		Momentary	SPDT	C	10 A 125-250 VAC 1/2 H.P. 125-250 VAC	
 638-SC38** (IP21)		Momentary	SPST Wired N. O.	A	10 A 125-250 VAC 1/2 H.P. 125-250 VAC	

Model 638-S features a cast aluminum housing painted Alert Orange with a splash resistant interior switch.

*Supplied with 8 ft. 14/3 cord and 3 prong series plug with green lead grounded.

**Supplied with 8 ft. 16/3 cord, wired N.O. with green lead grounded.

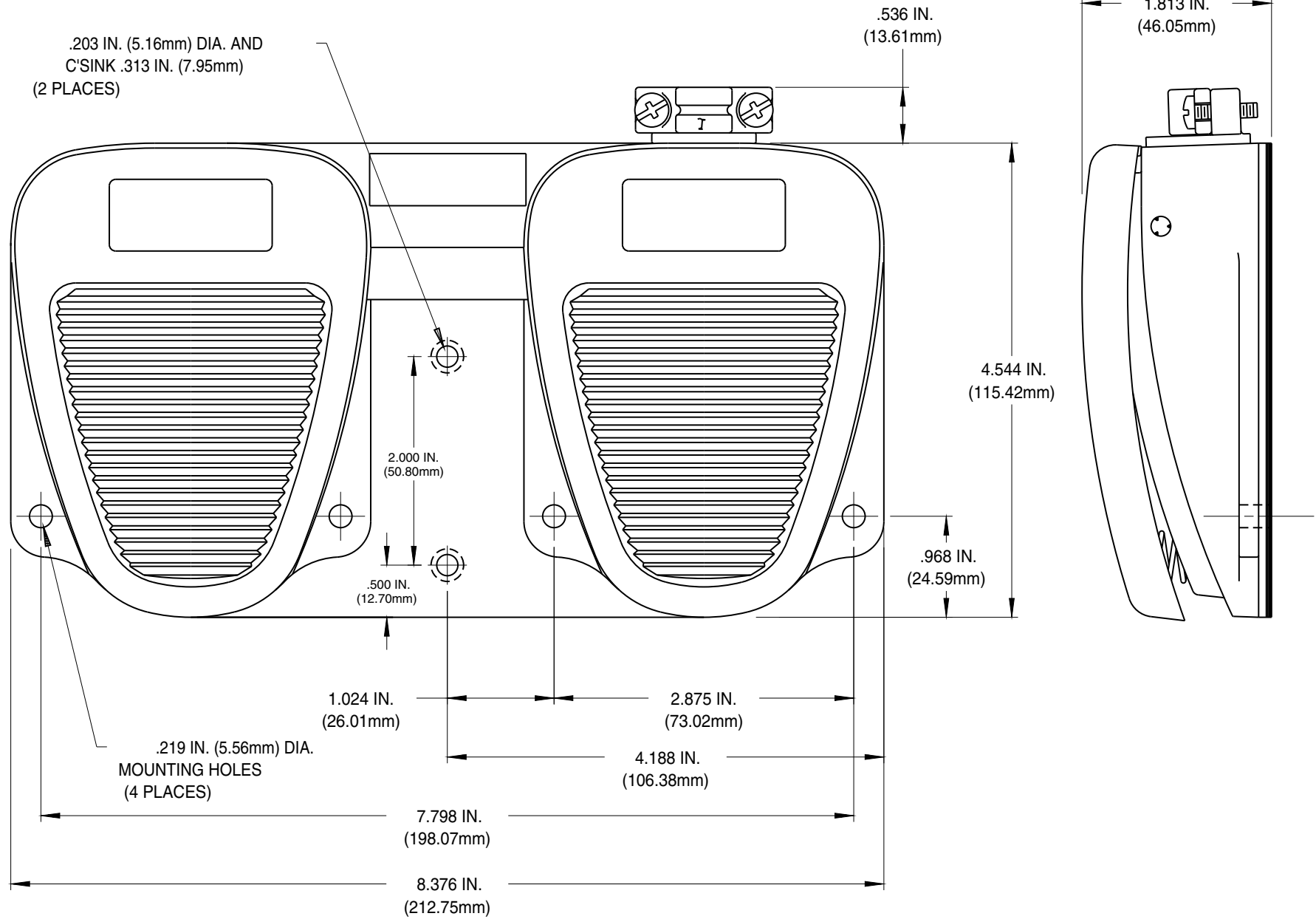
***Supplied with 6 ft. 18/3 cordset without plug with green lead grounded.

±DB Double Break models must be wired to equal voltage sources and the same polarity. The loads should be on the same sides of the line.

BOLD COPY INDICATES STOCK ITEM

Clipper Twin without Divider Model

NOTE: ALL DIMENSIONS ARE FOR REFERENCE ONLY.



EN 60529 Degree of Protection IP20 (IP68 Upon Request)

**Splash Resistant • Corrosion Resistant (Available)
MEDIUM DUTY GENERAL PURPOSE DESIGN**

Materials of Construction:

- Constructed of Cast Iron for long life
- Non-skid base pad
- Adjustable Strain relief connector
- Durable black finish
- Model 632-DA can be used to control lighting
- Model 638-S features a cast aluminum housing painted Alert Orange with a splash resistant interior switch

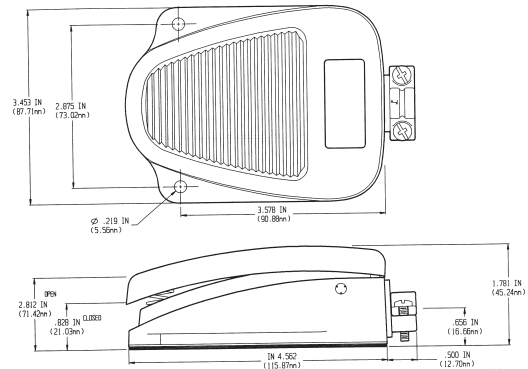


Features & Benefits:

- Proven Reliability
- All maintained models offer "Push On-Push Off" action that insures long trouble-free performance
- 2 holes provided for rigid mounting to floor or equipment

Options:

- The wide treadle models offer a large seven inch target for the operator's foot (See "Clipper - Twin & Wide Treadle" on page 34 for details)
- Available protective vinyl cover that can be applied over our Clipper. This boot is available only in bright orange, and provides additional protection to the foot switch from limited amounts of liquid, dust, dirt, mud and snow (See "Accessories - Protective Boot" on page 75 for details)
- AirVal models available (See "Clipper - Pneumatic AirVal" on page 53 for details)
- Heavy gauge steel guard available (See "Accessories - Guards" on page 74 & 75 for details)



Size (HxWxD):	1.50 x 3.50 x 4.50 In.
Weight:	2.25 lbs.

⚠️ WARNING SEE PRODUCT WARNING ON PAGE 8

SPECIFICATIONS (Special variations are available to the O.E.M. on special order on the models listed below)

AGENCY APPROVALS	EN 60529 Degree of Protection	CATALOG NUMBER	DESCRIPTION	CIRCUIT	FORM	ELECTRICAL RATINGS
UL, CE, etc.	IP20	632-S	Momentary	SPDT	C	20 A 125-250 VAC 1 H.P. 125-250 VAC
UL, CE, etc.	IP20	632-SC3 ¹	Momentary	SPST Wired N.O.	A	15 A 125 VAC 3/4 H.P. 125 VAC
UL, CE, etc.	IP20	632-SC36 ⁴	Momentary	SPST Wired N.O.	A	10 A 125-250 VAC 1/2 H.P. 125-250 VAC
UL, CE, etc.	IP20	632-DC3A ¹	Maintained	SPST Wired N.O.	C	15 A 125 VAC 3/4 H.P. 125 VAC
UL, CE, etc.	IP20	633-S	Momentary	SPDT DB ³	Z	20 A 125-250 VAC 3/4 H.P. 125 VAC 1 H.P. 250 VAC
UL, CE, etc.	IP20	635-S	Momentary	DPDT	C	15 A 125 VAC 10 A 250 VAC
UL, CE, etc.	IP20	636-S	Two Stage Momentary	Each Stage SPDT	C	1/2 H.P. 125-250 VAC
UL, CE, etc.	IP20	632-DA	Maintained	SPDT	C	20 A 125 VAC 10 A 250 VAC 1 1/2 H.P. 120-240 VAC
UL, CE, etc.	IP20	634-DA	Maintained	DPDT	C	10 A 125-250 VAC 1/8 H.P. 125 VAC 1/4 H.P. 250 VAC
UL, CE, etc.	IP20	638-S	Momentary	SPDT	C	10 A 125-250 VAC 1/2 H.P. 125-250 VAC
UL, CE, etc.	IP21	638-SC38 ²	Momentary	SPDT Wired N.O.	A	

¹Supplied with 8 ft. 14/3 cord and 3 prong series plug. Green lead grounded. ²Supplied with 8 ft. 16/3 cord, wired N.O. with green lead grounded.
³DB Double Break models must be wired to equal voltage sources and the same polarity. The loads should be on the same sides of the line. ⁴Supplied with 6 ft. 18/3 cord.