

HERCULES HEAVY DUTY FOOTSWITCH



Hercules Footswitch - Full Shield Model



Hercules Footswitch - No Shield Model

Environmental Ratings:

NEMA Type 2, 4 & 13
 UL ENCLOSURE 2, 4 & 13
 CSA ENCLOSURE 2, 4 & 13
 EN 60529 Degree of Protection IP56
 Driptight - Dusttight - Watertight - Oiltight

Key Benefits

- Rugged cast metal enclosure has sufficient weight to keep the foot switch from sliding when being operated.
- All models have a neoprene cover gasket plus O-rings on the activating shaft and a separate ground screw.
- In all Maintained Contact models the release is accomplished by simply pressing the latch with a light forward movement of the toe. The release is placed under the Full Shield so falling objects cannot easily release it.
- Oversize "O" Shield models accept oversized safety shoes and metatarsal foot guards.
- "OX" Shield also available
- Special Dual 1/2" - 14 N.P.T. threaded conduit entry and metric sizes available to the O.E.M. on special order.
- Special Twin models available to the O.E.M. on special order.
- Painted Alert Orange.
- Single 3/4" - 14 N.P.T. threaded conduit entry is standard.
- 3 holes provided for rigid mounting to the floor or equipment.

























Size: 9" x 5-3/4" x 4-3/4"
 Weight: Approx. 8 lbs.

SPECIFICATIONS

(Special variations are available to the O.E.M. on special order on the models listed below)

▲ WARNING

	FULL SHIELD	"O" SHIELD	"OX" SHIELD	WITHOUT SHIELD	STAGE	CIRCUIT	FORM	ELECTRICAL RATINGS
	531-SWH	531-SWHO	531-SWHOX	531-SWN	Single	SPDT	C	20 A 125-250 VAC 1 H.P. 125-250 VAC Heavy Pilot Duty 250 VAC Max.
	571-DWH	571-DWHO	571-DWHOX	571-DWN	Single	SPDT	C	
	532-SWH	532-SWHO	532-SWHOX	532-SWN	Single	DPDT	C	
	572-DWH	572-DWHO	572-DWHOX	572-DWN	Single	DPDT	C	
	533-SWH	533-SWHO	533-SWHOX	533-SWN	Single	TPDT	C	
	573-DWH	573-DWHO	573-DWHOX	573-DWN	Single	TPDT	C	
	534-SWH	534-SWHO	534-SWHOX	534-SWN	Two	SPDT	C	
	574-DWH	574-DWHO	574-DWHOX	574-DWN	Two	SPDT	C	
	574-DWHA*	574-DWHA*	574-DWHA*		Two	SPDT	C	

 	574-DWHD**	574-DWHOD**	574-DWHOXD**		Two	SPDT	C	
 	535-SWH	535-SWHO	535-SWHOX	535-SWN	Three	SPDT	C	
 	575-DWH	575-DWHO	575-DWHOX	575-DWN	Three	SPDT	C	
 	575-DWHA***	575-DWHOA***	575-DWHOXA***		Three	SPDT	C	
 	536-SWH	536-SWHO	536-SWHOX	536-SWN	Single	SPDT DB±	Z	
 	576-DWH	576-DWHO	576-DWHOX	576-DWN	Single	SPDT DB±	Z	
 	537-SWH	537-SWHO	537-SWHOX	537-SWN	Single	DPDT DB±	Z	15 A
 	577-DWH	577-DWHO	577-DWHOX	577-DWN	Single	DPDT DB±	Z	125-250 VAC
 	538-SWH	538-SWHO	538-SWHOX	538-SWN	Two	SPDT DB±	Z	1/2 H.P. 125 VAC
 	578-DWH	578-DWHO	578-DWHOX	578-DWN	Two	SPDT DB±	Z	1 H.P. 250 VAC
 	578-DWHA*	578-DWHOA*	578-DWHOXA*		Two	SPDT DB±	Z	Heavy Pilot Duty
 	578-DWHD**	578-DWHOD**	578-DWHOXD**		Two	SPDT DB±	Z	250 VAC Max.

±DB Double Break models must be wired to equal voltage sources and the same polarity.

The loads should be on the same sides of the line.

S - Denotes MOMENTARY CONTACT - Press to Start - Release to Stop.

D - Denotes MAINTAINED CONTACT - Press to Start - Release Latch to Stop.

O - Denotes oversize O - shield models which accept oversized safety shoes and metatarsal foot guards.

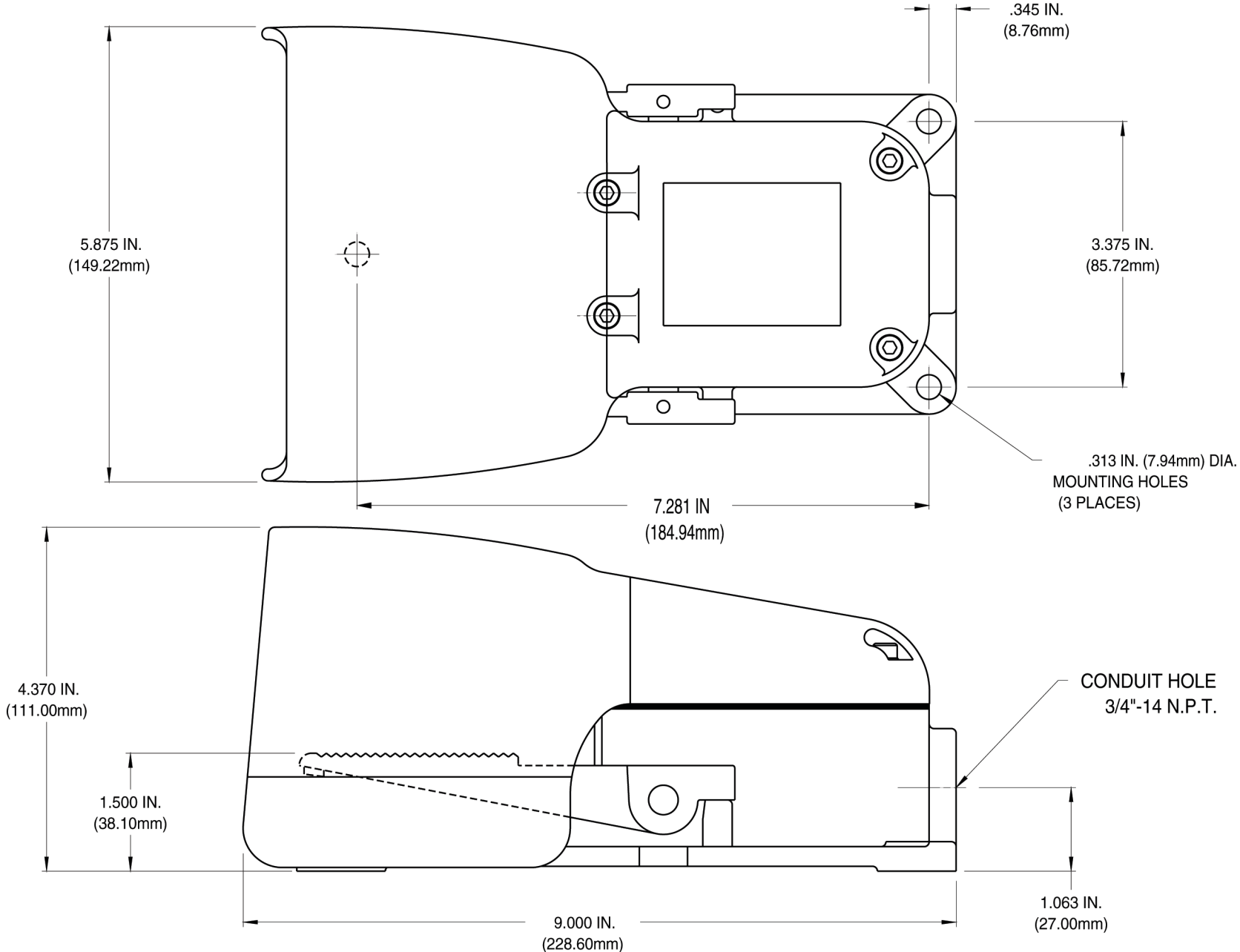
OX - Denotes extra oversize shield models.

*1st stage Maintained 2nd stage Momentary. **1st stage Momentary 2nd stage Maintained. ***1st stage Maintained 2nd & 3rd stage Momentary.

BOLD COPY INDICATES STOCK ITEM

Hercules Full Shield Model

NOTE: ALL DIMENSIONS ARE FOR REFERENCE ONLY.



NEMA Type 2, 4 & 13
UL ENCLOSURE 2, 4 & 13
CSA ENCLOSURE 2, 4 & 13
EN 60529 Degree of Protection IP56

Driptight • Dusttight • Watertight • Oiltight
STANDARD FULL SHIELD

Materials of Construction:

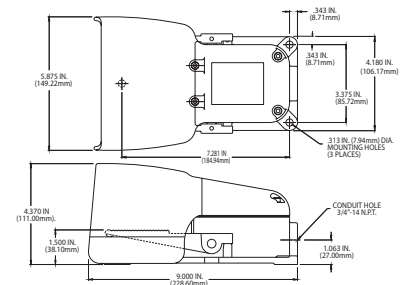
- Treadle and housing constructed from cast iron for strength and durability
- Protected by a strong cast aluminum Shield
- Painted Alert Orange
- Single 3/4"-14 N.P.T. threaded conduit entry is standard

Features & Benefits:

- Rugged cast metal enclosure has sufficient weight to keep the switch from sliding when being operated
- All models have a neoprene cover gasket plus O-rings on the activating shaft and a separate ground screw
- In all Maintained Contact models the release is accomplished by simply pressing the latch with a light forward movement of the toe. The release is placed under the Full Shield so falling objects cannot easily release it
- 3 holes provided for rigid mounting to the floor or equipment

Options:

- Oversize "O" and "OX" Shield models accept oversized safety shoes and metatarsal foot guards. The "OX" Shield has an additional 3/4" (19.1 mm) opening height as compared to the "O" shield
- Special Dual 1/2"-14 N.P.T. threaded conduit entry and metric sizes available to the O.E.M. on special order
- Special Twin models available to the O.E.M. on special order
- AirVal models are available (See "Hercules - Pneumatic AirVal" on page 52 for details)
- Potentiometer models are available (See "Hercules - Potentiometer" on pages 60-63 for details)
- Hercules models available with cast aluminum base and covers (except unshielded cover which is gray iron)



Size (HxWxD):	4.37 x 5.88 x 9.00 In.
Weight:	8.00 lbs.

⚠ WARNING SEE PRODUCT WARNING ON PAGE 8

SPECIFICATIONS (Special variations are available to the O.E.M. on special order on the models listed below)

AGENCY APPROVALS	EN 60529 Degree of Protection	CATALOG NUMBER	DESCRIPTION	STAGE	CIRCUIT	FORM	ELECTRICAL RATINGS
	IP56	531-SWH	Momentary	Single	SPDT	C	20 A 125-250 VAC 1 H.P. 125-250 VAC Heavy Pilot Duty 250 VAC Max.
	IP56	571-DWH	Maintained	Single	SPDT	C	
	IP56	532-SWH	Momentary	Single	DPDT	C	
	IP56	572-DWH	Maintained	Single	DPDT	C	
	IP56	533-SWH	Momentary	Single	TPDT	C	
	IP56	573-DWH	Maintained	Single	TPDT	C	
	IP56	534-SWH	Momentary	Two	SPDT	C	
	IP56	574-DWH	Maintained	Two	SPDT	C	
	IP56	574-DWHA ¹	See Foot Note	Two	SPDT	C	
	IP56	574-DWHD ²	See Foot Note	Two	SPDT	C	
	IP56	535-SWH	Momentary	Three	SPDT	C	
	IP56	575-DWH	Maintained	Three	SPDT	C	
	IP56	575-DWHA ³	See Foot Note	Three	SPDT	C	
	IP56	536-SWH	Momentary	Single	SPDT DB ⁴	Z	
	IP56	576-DWH	Maintained	Single	SPDT DB ⁴	Z	
	IP56	537-SWH	Momentary	Single	DPDT DB ⁴	Z	
	IP56	577-DWH	Maintained	Single	DPDT DB ⁴	Z	
	IP56	538-SHW	Momentary	Two	SPDT DB ⁴	Z	
	IP56	578-DWH	Maintained	Two	SPDT DB ⁴	Z	
	IP56	578-DWHA ¹	See Foot Note	Two	SPDT DB ⁴	Z	
	IP56	578-DWHD ²	See Foot Note	Two	SPDT DB ⁴	Z	

¹1st stage Maintained 2nd stage Momentary. ²1st stage Momentary 2nd stage Maintained. ³1st stage Maintained 2nd & 3rd stage Momentary. ⁴DB Double Break models must be wired to equal voltage sources and the same polarity. The loads should be on the same sides of the line.