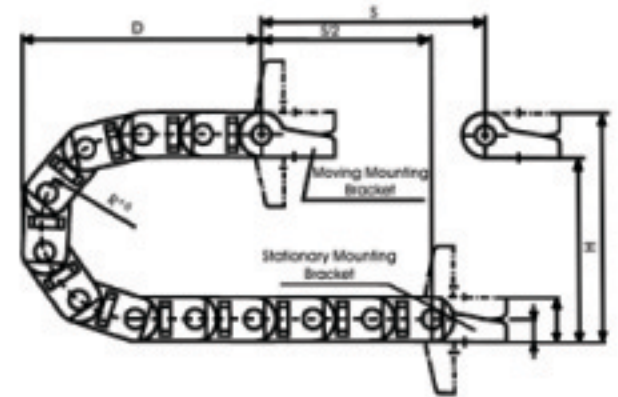




E-Chain E2 Mini New: B15-015-038-0 Inch Version

Inner Width	Outer Width	Radius	Curve Height H	Curve Length K	Weight
0.59 in	1.02 in	1.50 in	3.94 in	7.28 in	0.24 lbs/ft

Operating Space: $H + .79''$ @ 1 lbs/ft





For new applications we recommend:
New Series B15/B15i E2 "mini" Page, 4.44



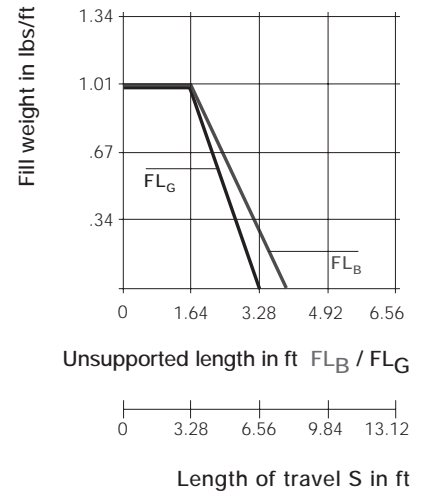

4 Widths
9 Bending Radii



Interior separation possible

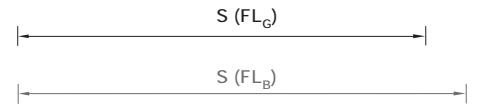
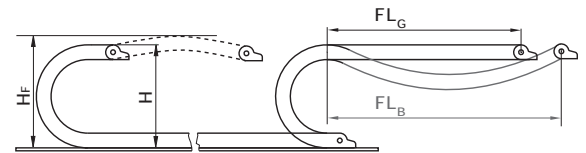


Mounting bracket with or without strain relief tie-wrap plates



Unsupported length

- FL_B = unsupported with permitted sag
- FL_G = unsupported with straight upper run



Product Range:

Inner Widths (B _i) inches (mm):	.59 (15), .98 (25), 1.50 (38), 1.97 (50),
Bending Radii (R) inches (mm):	1.10 (28), 1.50 (38), 1.89 (48), 2.95 (75),
	3.94 (100), 4.33 (110), 4.92 (125),
	5.71 (145), 7.09 (180)
Pitch:	1.20 (30.5 mm)/link =
	10.06 links/ft (33 links/m)
	39.6 (1006.5 mm)

For inner widths 63, 80, 100 see Page 5.44, Series B15/B15i New E2 "mini"



When to use the Series B15/B15i:

- If snap-open accessibility is required
- If connection options are required (Quicksnap, Quickfix, etc.)
- If reverse bending radius is required



When not to use the Series B15/B15i:

- If snap-open accessibility is not required
 - ▶ Series 10 New, Chapter 4
- If quick insertion of cables with pre-assembled connectors is required
 - ▶ Series E14 "E-Z Chain", Chapter 2

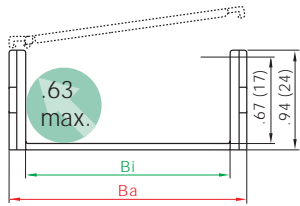
Series B15/B15i E2 "mini"



B15
B15i

Series B15 Energy Chain®

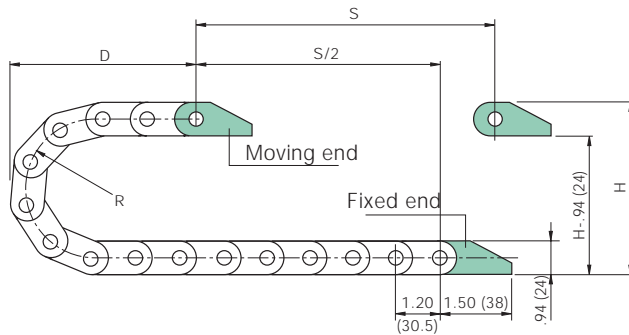
(snap-open along outer radius)



Part No.	Bi	Ba	Bending Radii for ALL Widths	
B15-1	.59 (15)	1.02 (26)		1.50 (038)
B15-2	.98 (25)	1.42 (36)		1.89 (048)
B15-3	1.50 (38)	1.93 (49)		2.95 (075)
B15-4	1.97 (50)	2.40 (61)		3.94 (100)
			7.09 (180)	

Supplement part no. with required radius
for example, B15-025-100-0

Installation Dimensions



R	1.10 (028)	1.50 (038)	1.89 (048)	2.95 (075)	3.94 (100)
H*	3.15 (80)	3.94 (100)	4.72 (120)	6.89 (175)	8.86 (225)
D	2.76 (70)	3.15 (80)	3.54 (90)	4.72 (120)	5.71 (145)
K	5.91 (150)	7.28 (185)	8.46 (215)	11.81 (300)	14.76 (375)

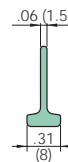
R	4.33 (110)	4.92 (125)	5.71 (145)	7.09 (180)
H	9.65 (245)	10.83 (275)	12.40 (315)	15.16 (385)
D	6.10 (155)	6.69 (170)	7.48 (190)	8.86 (225)
K	16.14 (410)	17.91 (455)	20.47 (520)	24.80 (630)

Pitch: = 1.20 (30.5 mm) per link
 Links per ft (m): = 10.06 (33)
 Chain length: = $\frac{S}{2} + K$

*The required clearance height is HF = H + .79 (20) with .34 lbs/ft (0.5 kg/m) fill weight. Please consult igus® if space is particularly restricted.

Vertical separators

Separators are used in order to vertically partition the interior of the Energy Chain®. Separators are removable and adjustable for a variety of chamber widths.



Vertical Separator

Unassembled Part No. 150
 Assembled Part No. 151

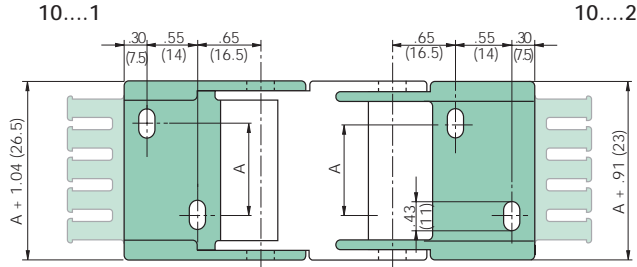
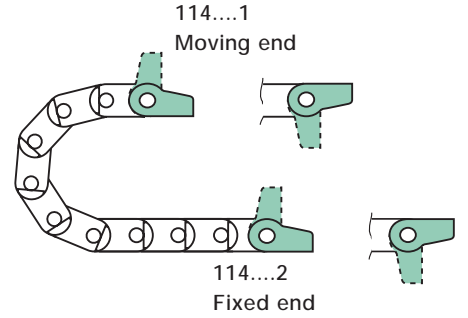
Series B15



Mounting Brackets

Option 1: polymer, one-piece

- one-piece mounting bracket
- Corrosion resistant
- Available pre-assembled
- Inner and outer attachment possible
- Flush mounting



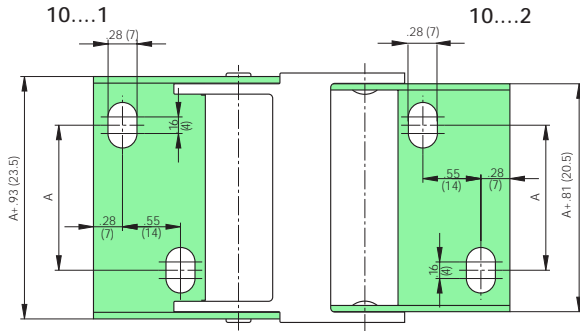
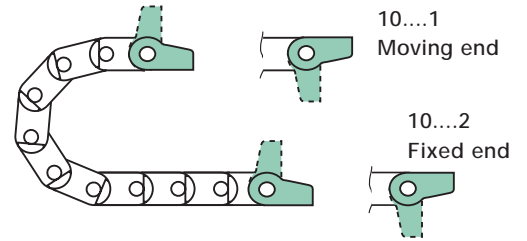
101-12P(Z) – 104-12P(Z)

Chain Type	Part No. Full Set with Tiewrap Plates	Part No. Set Mounting Brackets	Dimension A in. (mm)
B15-1	101-12PZ	101-12P	(0)
B15-2	102-12PZ	102-12P	.39 (10)
B15-3	103-12PZ	103-12P	.91 (23)
B15-4	104-12PZ	104-12P	1.38 (35)

10...12 = Full set, each part with pin/bore
 10... 1 = Mounting bracket with bore
 10... 2 = Mounting bracket with pin

Option 2: steel, one-piece

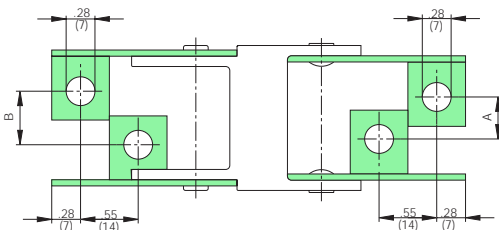
- one-piece mounting bracket
- Available pre-assembled
- Inner and outer attachment possible



101-12P(Z) – 104-12P(Z)

Chain Type	Part No. One-Piece	Dimension A in. (mm)	Dimension B in. (mm)
B15-1	101-12	(0)	.12 (3)
B15-2	102-12	.39 (10)	.51 (13)
B15-3	103-12	.91 (23)	1.02 (26)
B15-4	104-12	1.38 (35)	.51 (13)

Option 3: steel, one-piece

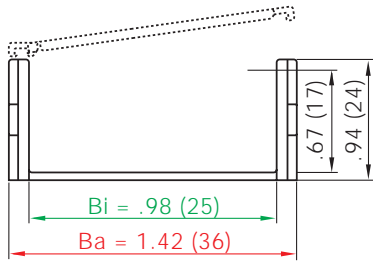


Chain Type	Part No. Two-Piece	Dimension A in. (mm)	Dimension B in. (mm)
B15-1	100-12	(0)	.12 (3)
B15-2	100-12	.39 (10)	.51 (13)
B15-3	100-12	.91 (23)	1.02 (26)
B15-4	100-12	1.38 (35)	.51 (13)

10...12 = Full set, each part with pin/bore
 10... 1 = Mounting bracket with bore
 10... 2 = Mounting bracket with pin

Order example

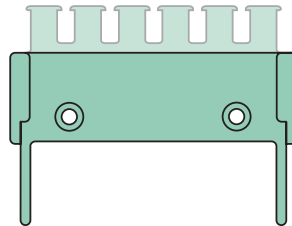
B15-2...



1. Chain selection:

B15-2-038-0

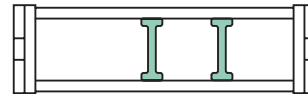
- Color
- Radius
- Width
- Chain type



2. Mounting brackets:

102-12PZ

- Full set
- Chain width



3. Interior separation:

2 separators, unassembled, (Part No. 153), or assembled every other link (Part No. 154). Alternative interior separation configuration according to design layout possible.

For 16.4 ft (5 m) chain, color black, with mounting brackets and two separators:
 16.4 ft (5 m) B15-2-038-0 and 102-12PZ and two separators 154 assembled every other link

165 links — 10.06 links/ft (33 links/m)

Technical data

Chain Type	Weight Per Link		Weight Per Meter	
	(oz.)	(g)	(lbs)	(kg)
B15-1	.35	(≈ 10)	.24	(≈ 0.35)
B15-2	.42	(≈ 12)	.27	(≈ 0.40)
B15-3	.49	(≈ 14)	.31	(≈ 0.46)
B15-4	.56	(≈ 16)	.35	(≈ 0.52)

Material	igumid G
Permitted temperature	-40°/+266°F (-40°/+130°C)
Gliding speed max.	16.4 ft/s (5 m/s)
Unsupported V max.	32.8 ft/s (10 m/s)
Flammability class	VDE 0304 IIC UL94 HB

